

Alumni Feedback 2019



Internal Quality Assurance Cell
Maharaja's College, Ernakulam

MAHARAJA'S COLLEGE, ERNAKULAM

ALUMNI FEEDBACK 2019

1. Overview

Alumni of an institution is an important component that takes out the name of the institution to heights of pride and the one that stands as well wishers of the institution. Maharaja's College has got an illustrious alumni that makes the institution proud of and that keeps an eye on the institution with healthy suggestions and monitoring. Maharaja's College always try to give an ear to the feedback from the alumni - an important stakeholder of the institution - at fixed intervals.

The feedback collected by the Internal quality Assurance Cell, Maharaja's College from the alumni in 2019 was aimed at the quality improvement of the college. The analysis of the feedback provides inter alia valuable insights into the strengths and weaknesses of the college.

The feedback in 2019 was collected using Google Forms-an online survey administration suite. In order to ensure full transparency and fairness, the online form was designed to be filled-in anonymously and without any bias by the participants. The questionnaire had eight questions. A total number of four hundred and twenty eight alumnus responded to the survey. The responses to the questions were collected on a five point scale. The findings of the survey are analysed in detail in the following sections of this document.

2. Summary Findings

- The analysis of the profile of the respondents show that around forty four percent comprises of those who have done Under-Graduation in the College whereas thirty eight percent are those who have done Post-Graduation in the College. Eighteen percent are those who have spent their years in the College for altogether seven years from their Pre-Degree time to Post-Graduation time.
- Around seventy eight percent of the respondents expressed their satisfaction towards the activities of the College. Eight percent argues for further improvements in the matter concerned.
- The percentage of those who are satisfied with the curriculum and syllabus comes to seventy nine percent.
- A total of around eighty two percent of the respondents have expressed their satisfaction regarding the teaching learning process of the College.
- More than sixty percent of the respondents expressed their satisfaction regarding the infrastructural facilities of the College.
- Around sixty nine percent of the respondents agreed that general administration of the College is good.

- A majority of eighty eight percent of the alumni are happy with their experiences with the teachers whenever they are in the premises of the College.
- A majority of seventy six percent of the alumni are happy with their experiences regarding the interaction with the college administration.
- A majority of around eight one percent of the respondents said that they feel proud of their College and its progress over the years.

3. Participation

A total of four hundred and twenty eight alumni took part in the feedback process in the current academic year. Amongst the total, around forty four percent comprises of those who have done Under-Graduate programmes in the College whereas thirty eight percent are those who have done Post-Graduation in the College. The remaining eighteen percent are those who have spent their years in the College for altogether seven years from their Pre-Degree time to Post-Graduation time.

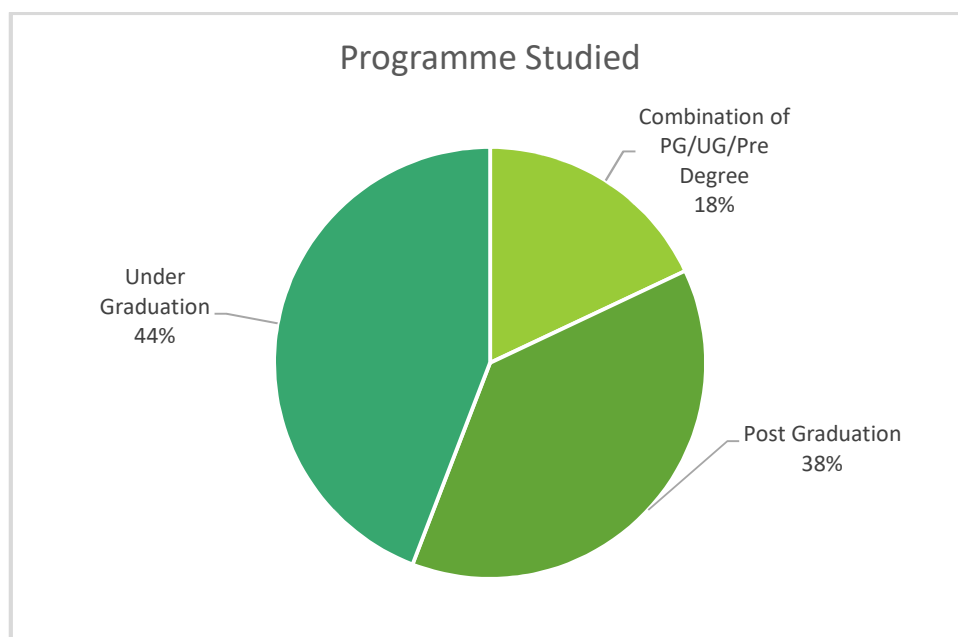
Table 3: Programme Studied in the College

Programme	Number	Percent	Cumulative Percent
Combination of PG/UG/Pre Degree	77	18.0	18.0
Post-Graduation	162	37.9	55.8
Under Graduation	189	44.2	100.0
Total	428	100.0	

Source: IQAC Survey for Alumni Feedback, 2019

Information in the above table is converted into the following pie chart figure for easy understanding.

Figure 3: Programme Studied in the College



4. Feedback Analysis

4.1 Satisfaction about the activities of the College

Alumni vision about their alma mater institution is great and they desire the best performance of their College. Around seventy eight percent of the respondents expressed their satisfaction towards the activities of the College. Among seventy eight percent, around forty eight percent expressed their strong satisfaction towards the aspect whereas thirty percent expressed happiness over the same. A few have neutral stand on the aspect while another eight percent argues for further improvements in the matter concerned.

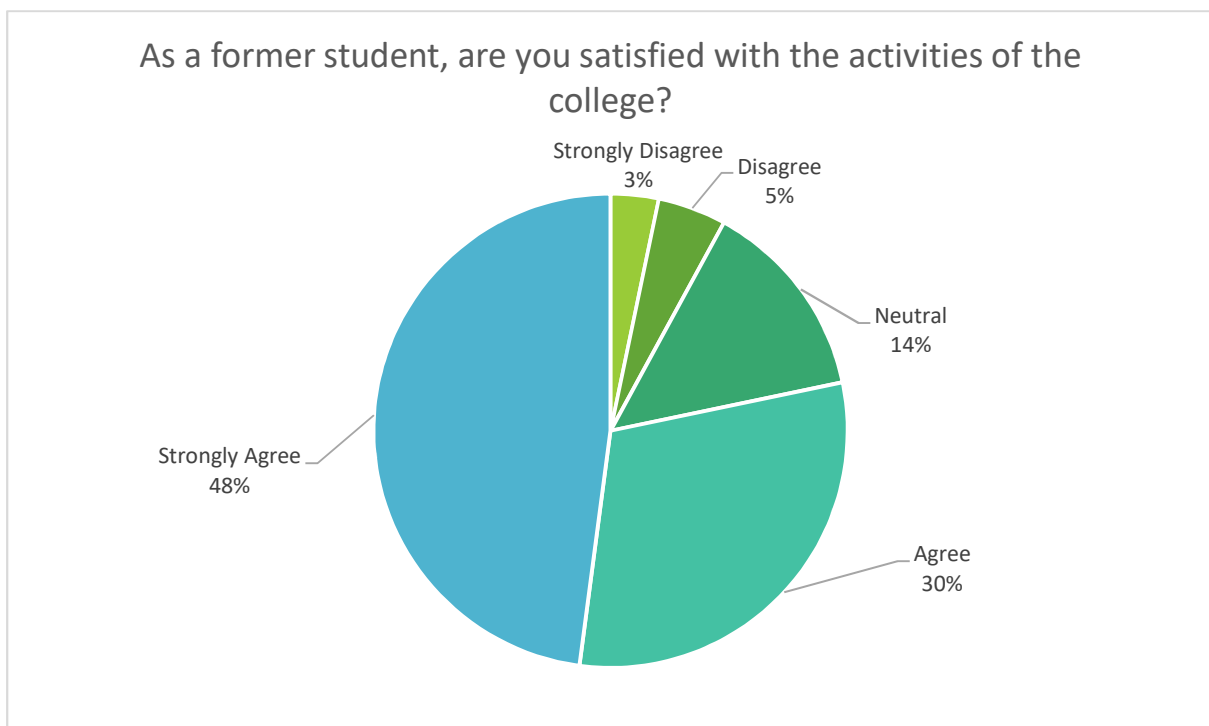
Table 4.1: As a former student, are you satisfied with the activities of the college

Response	Number	Percent	Cumulative Percent
Strongly Disagree	14	3.3	3.3
Disagree	20	4.7	7.9
Neutral	59	13.8	21.7
Agree	130	30.4	52.1
Strongly Agree	205	47.9	100.0
Total	428	100.0	

Source: IQAC Survey for Alumni Feedback, 2019

Information in the above table is better pictured in the following figure for easy understanding.

Figure 4.1: As a former student, are you satisfied with the activities of the college



4.2 Relevance and appropriateness of curriculum and syllabus

Alumni of the College spreads over vast arena of fields of operation and the alumni can contribute much to the refinement of curriculum and syllabus according to the changing requirements of the society. Maharaja's College alumni is very instrumental in giving suggestions regarding the restructuring of both. There is an alumni representation in all subject specific Board of Studies of the College to serve the purpose. Around forty nine percent of the respondents strongly agreed that curriculum and syllabus are appropriate while another thirty percent are in agreement with the same making the percent of those who are satisfied with the curriculum and syllabus to seventy nine percent.

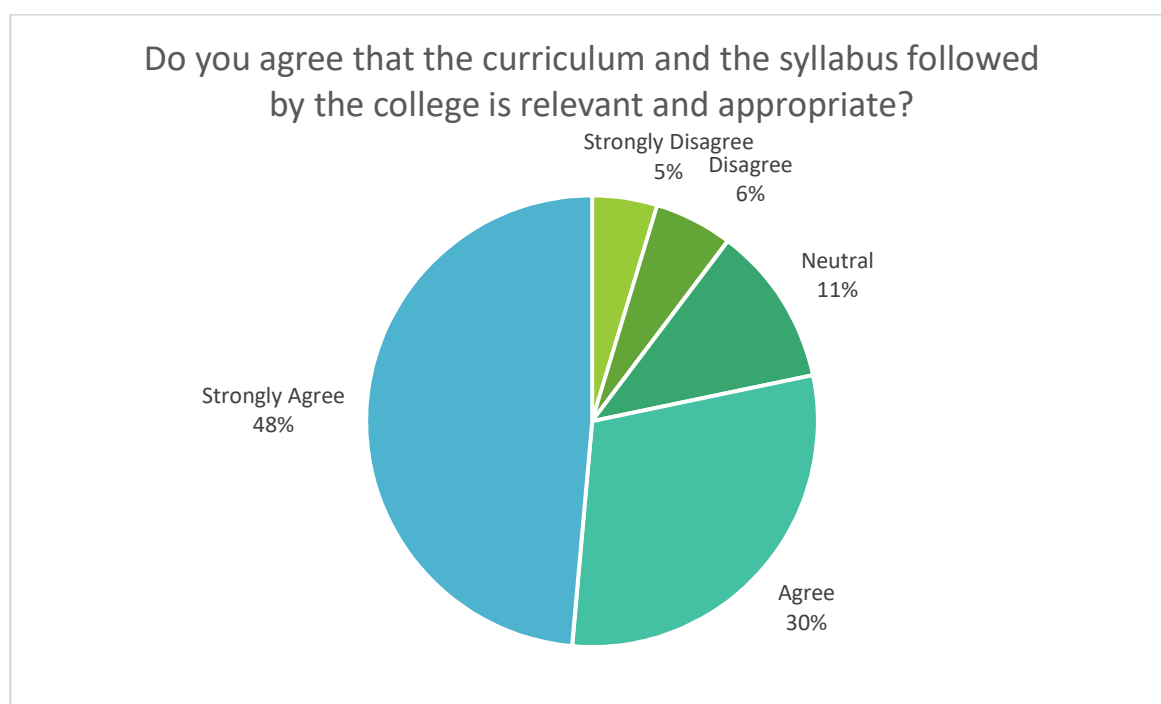
Table 4.2: Do you agree that the curriculum and the syllabus followed by the college is relevant and appropriate?

Response	Number	Percent	Cumulative Percent
Strongly Disagree	20	4.7	4.7
Disagree	24	5.6	10.3
Neutral	49	11.4	21.7
Agree	127	29.7	51.4
Strongly Agree	208	48.6	100.0
Total	428	100.0	

Source: IQAC Survey for Alumni Feedback, 2019

Information in the above table is better pictured in the following figure for easy understanding.

Figure 4.2: Do you agree that the curriculum and the syllabus followed by the college is relevant and appropriate?



4.3 Satisfaction over the teaching learning process of the college

Alumni is the one group who have experienced the teaching learning process of the College and once they are out of the College, they experience the same from different levels of institutions at national and international levels, especially those who are in the field of education and training. So they are one group that can positively comment on the teaching learning process of the College. A total of around eighty two percent of the respondents have expressed their satisfaction regarding the process of the College. More than fifty eight percent of the respondents have expressed strong agreement while around twenty four percent have expressed agreement.

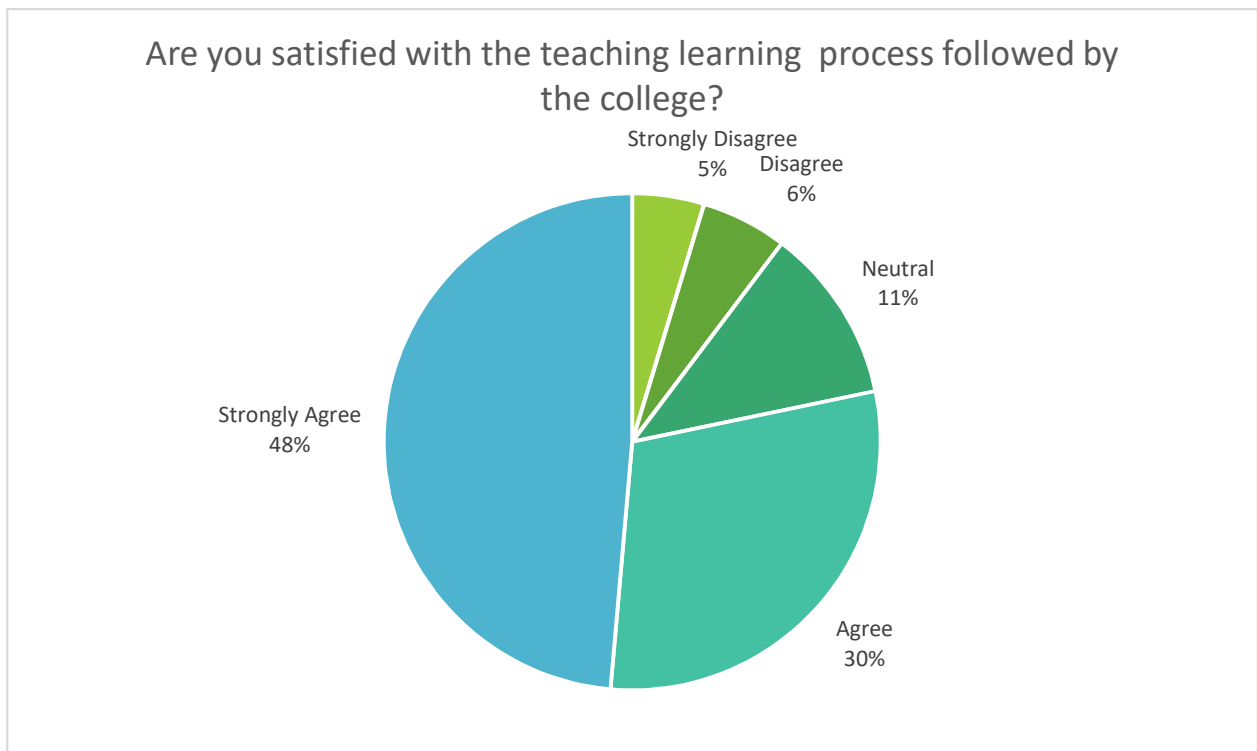
Table 4.3: Are you satisfied with the teaching learning process followed by the college?

Response	Number	Percent	Cumulative Percent
Strongly Disagree	15	3.5	3.5
Disagree	13	3.0	6.5
Neutral	48	11.2	17.8
Agree	102	23.8	41.6
Strongly Agree	250	58.4	100.0
Total	428	100.0	

Source: IQAC Survey for Alumni Feedback, 2019

Information in the above table is better pictured in the following figure for easy understanding.

Figure 4.3: Are you satisfied with the teaching learning process followed by the college?



4.4 Satisfaction over the progress of infrastructural development of the College

The alumni of the College takes keen interest in developing the infrastructural facilities of the College. Alumni makes suggestions and support the infrastructural development. Infrastructure is an important indicator of the efficiency of an institution. Maharajas College is a potential Centre of Excellence with vast opportunities. The authorities of the College make timely initiatives for year on year advances in the case of infrastructural facilities. But the alumni have more expectations in this regard. More than sixty percent of the respondents expressed their satisfaction regarding the infrastructural facilities of the College. Those who have strongly agreed and agrees come around thirty four percent and twenty six percent respectively.

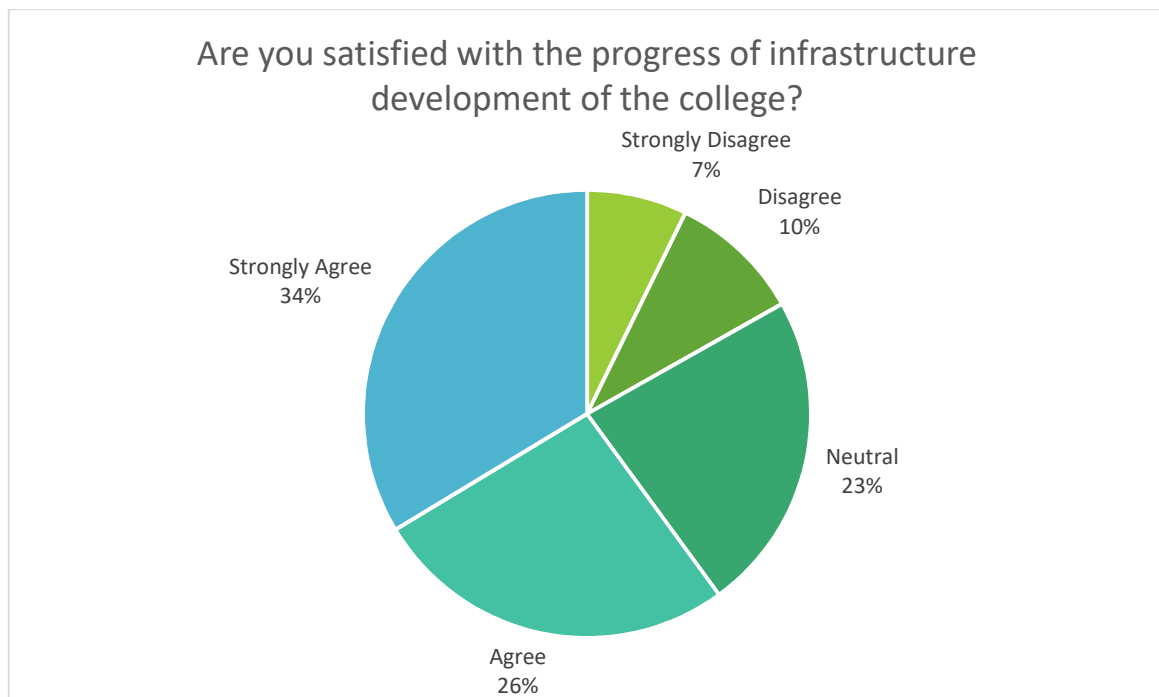
Table 4.4: Are you satisfied with the progress of infrastructure development of the college?

Response	Number	Percent	Cumulative Percent
Strongly Disagree	31	7.2	7.2
Disagree	41	9.6	16.8
Neutral	99	23.1	40.0
Agree	113	26.4	66.4
Strongly Agree	144	33.6	100.0
Total	428	100.0	

Source: IQAC Survey for Alumni Feedback, 2019

Information in the above table is better pictured in the following figure for easy understanding.

Figure 4.4: Are you satisfied with the progress of infrastructure development of the college?



4.5 Transparency and friendliness of the general administration of the college

The transparency and friendliness of the general administration of the College forms an important aspect of the reputation of an institution. Alumni takes pride of their institution when it is being said as one with integrity and transparency. Some of the alumni are of the opinion that procedural simplification is more needed. Around thirty nine percent of the respondents strongly agreed that general administration of the College is good whereas another thirty percent of the respondents agreed with the same.

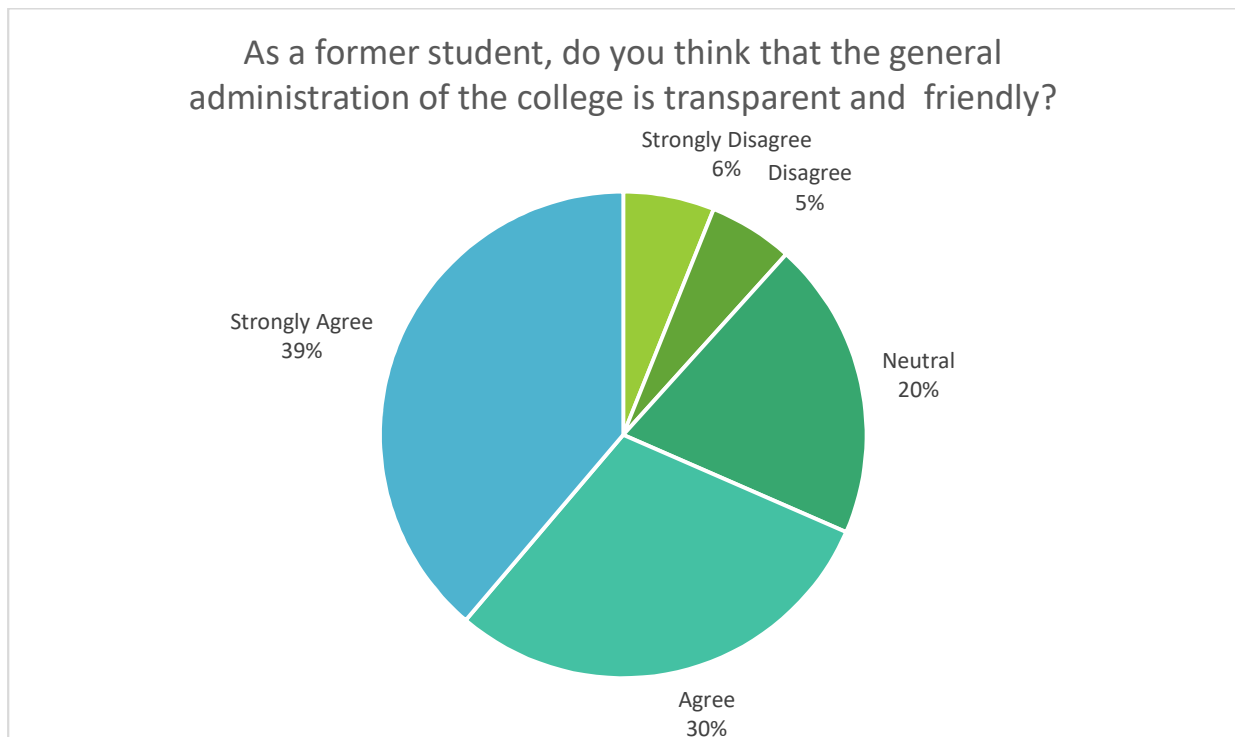
Table 4.5: As a former student, do you think that the general administration of the college is transparent and friendly?

Response	Number	Percent	Cumulative Percent
Strongly Disagree	26	6.1	6.1
Disagree	24	5.6	11.7
Neutral	85	19.9	31.5
Agree	127	29.7	61.2
Strongly Agree	166	38.8	100.0
Total	428	100.0	

Source: IQAC Survey for Alumni Feedback, 2019

Information in the above table is better pictured in the following figure for easy understanding.

Figure 4.5: As a former student, do you think that the general administration of the college is transparent and friendly?



4.6 Satisfaction regarding the experience with the teachers

Alumni feel nostalgia and happiness when they are able to have good and warm relationships with their teachers and authorities of the College. The consideration they receive after leaving the College definitely gives a special feeling for everyone. A majority of eighty eight percent of the alumni are happy with their experiences with the teachers whenever they are in the premises of the College. Around sixty eight percent expressed their strong agreement with the aspect whereas twenty percent expressed their agreement with the same.

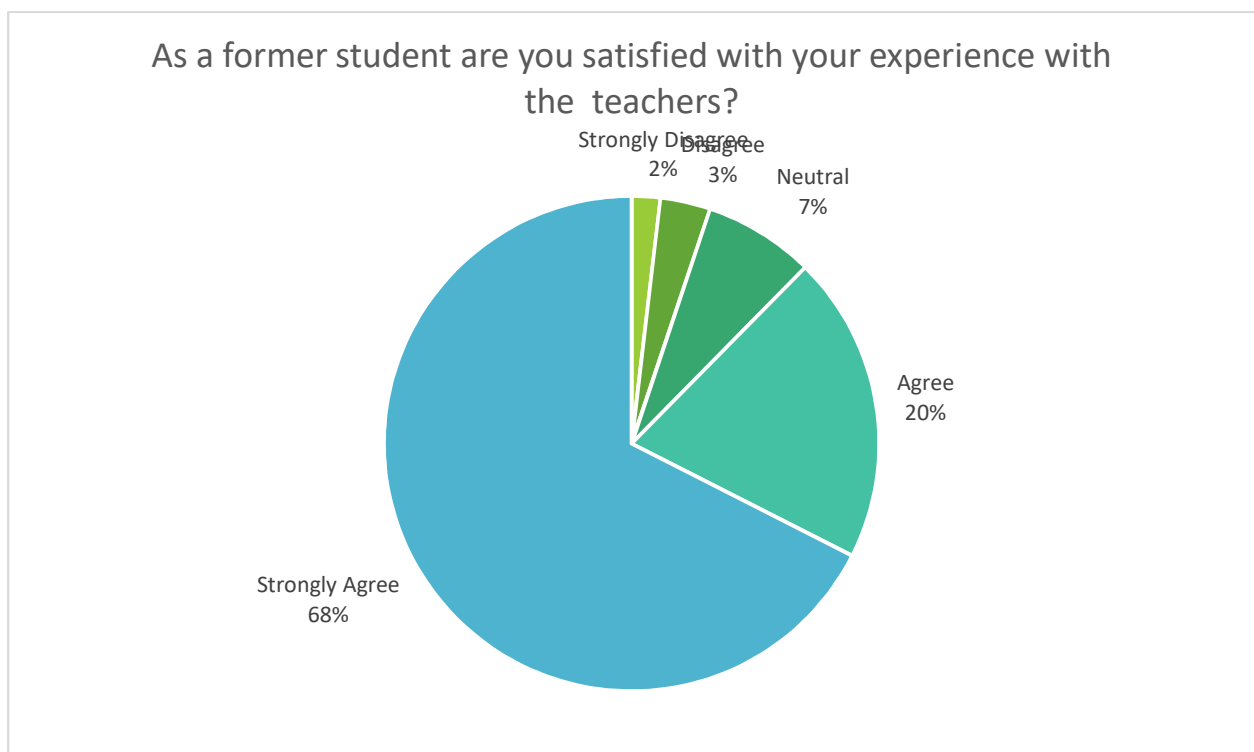
Table 4.6: As a former student are you satisfied with your experience with the teachers?

Response	Number	Percent	Cumulative Percent
Strongly Disagree	8	1.9	1.9
Disagree	14	3.3	5.1
Neutral	31	7.2	12.4
Agree	86	20.1	32.5
Strongly Agree	289	67.5	100.0
Total	428	100.0	

Source: IQAC Survey for Alumni Feedback, 2019

Information in the above table is better pictured in the following figure for easy understanding.

Figure 4.6: As a former student are you satisfied with your experience with the teachers?



4.7 Satisfaction over the experience regarding interaction with the college administration

The relationship between alumni and the College administration is yet another indicator of the strength of the institution. Maharajas College is only autonomous Government College in the state where the Government has shown courage to experiment the new step. As a result, the College has more opportunities to make the administration highly effective by a more considerate approach to the people who are around. A majority of seventy six percent of the alumni are happy with their experiences regarding the interaction with the college administration. Around forty three percent expressed their strong agreement with the aspect whereas thirty three percent expressed their agreement with the same.

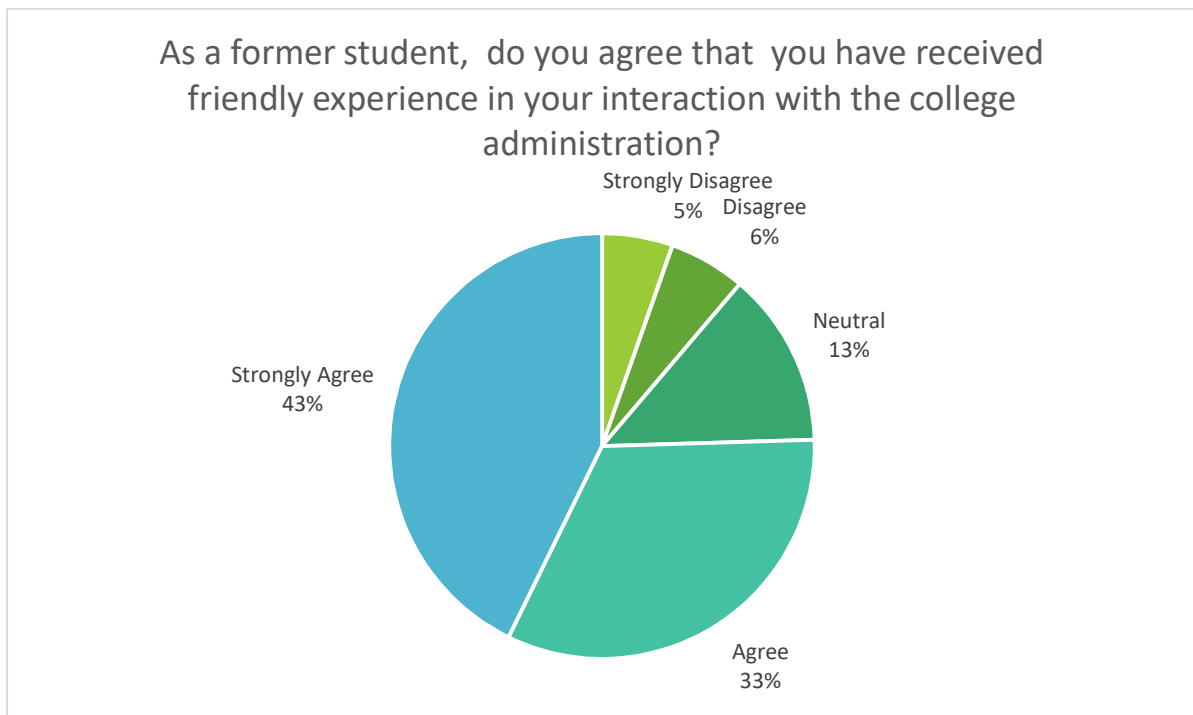
Table 4.7: As a former student, do you agree that you have received friendly experience in your interaction with the college administration?

Response	Number	Percent	Cumulative Percent
Strongly Disagree	23	5.4	5.4
Disagree	25	5.8	11.2
Neutral	57	13.3	24.5
Agree	140	32.7	57.2
Strongly Agree	183	42.8	100.0
Total	428	100.0	

Source: IQAC Survey for Alumni Feedback, 2019

Information in the above table is better pictured in the following figure for easy understanding.

Figure 4.7: As a former student, do you agree that you have received friendly experience in your interaction with the college administration?



4.8 Proudness about the progress of the college over the years

Maharajas College is famous as a hub of arts, fests and talents. All the students of the College since its inception has enjoyed and experienced the vibrancy of the College. Still the institution is in the forefront of a wide range of fields that make the alumni feel proud of their institution. A majority of around eight one percent of the respondents said that they feel proud of their College and its progress over the years. Around fifty eight percent expressed their strong agreement with the aspect whereas twenty three percent expressed their agreement with the same.

Table 4.8: As a former student, do you agree that you feel proud about the progress of the college over the years?

Response	Number	Percent	Cumulative Percent
Strongly Disagree	20	4.7	4.7
Disagree	19	4.4	9.1
Neutral	45	10.5	19.6
Agree	98	22.9	42.5
Strongly Agree	246	57.5	100.0
Total	428	100.0	

Source: IQAC Survey for Alumni Feedback, 2019

Information in the above table is better pictured in the following figure for easy understanding.

Figure 4.8: As a former student, do you agree that you feel proud about the progress of the college over the years?

