



Maharaja's College, Ernakulam

(A Government Autonomous College)

Internal Quality Assurance Cell

Annual Feedback Analysis

&

Action Taken Report

2014 - 2019

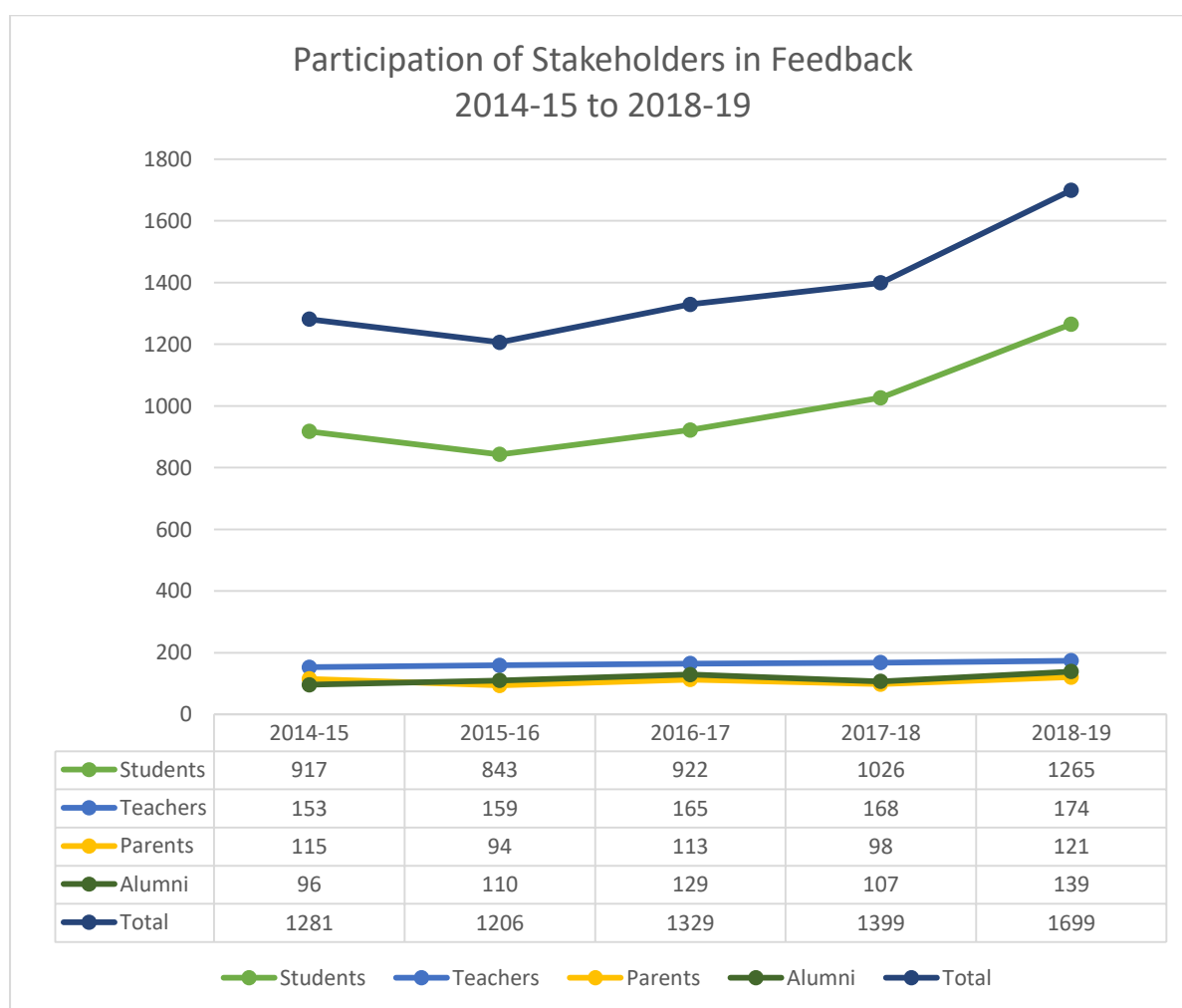
Feedback Analysis and Quality Improvement in Maharaja's College

Feedback from the stakeholders is an important component in the quality improvement strategy of Maharaja's College. The College values the feedback from students, teachers, parents and alumni, and takes into consideration while designing quality improvement measures including syllabus revision.

Students and teachers can submit as many feedbacks during the course of a year. However, for the sake of uniformity in analysis, feedback from teachers is taken during the final month of the academic year. Students are also encouraged to submit their feedback during this period. Parents may record their feedbacks twice in a year. Usually the feedbacks from parents are received during the class wise meetings in each semester. Each alumnus can send in their feedback once in a year. Though the feedbacks are being received throughout the year, the analysis is made once in a year.

The feedback is first analysed by the IQAC in the month of January- February. Thereafter the matter is placed before the Council with the observations and recommendations. The Council takes further decisions on the basis of the report and gives appropriate directions to the concerned.

The participation in the feedback from various stakeholders has marked an increasing trend as shown below:



In the coming pages, the reports and detailed analysis of the feedback for the previous five academic years starting from 2014-15 are given along with the actions taken thereupon.

Feedback during 2014-15

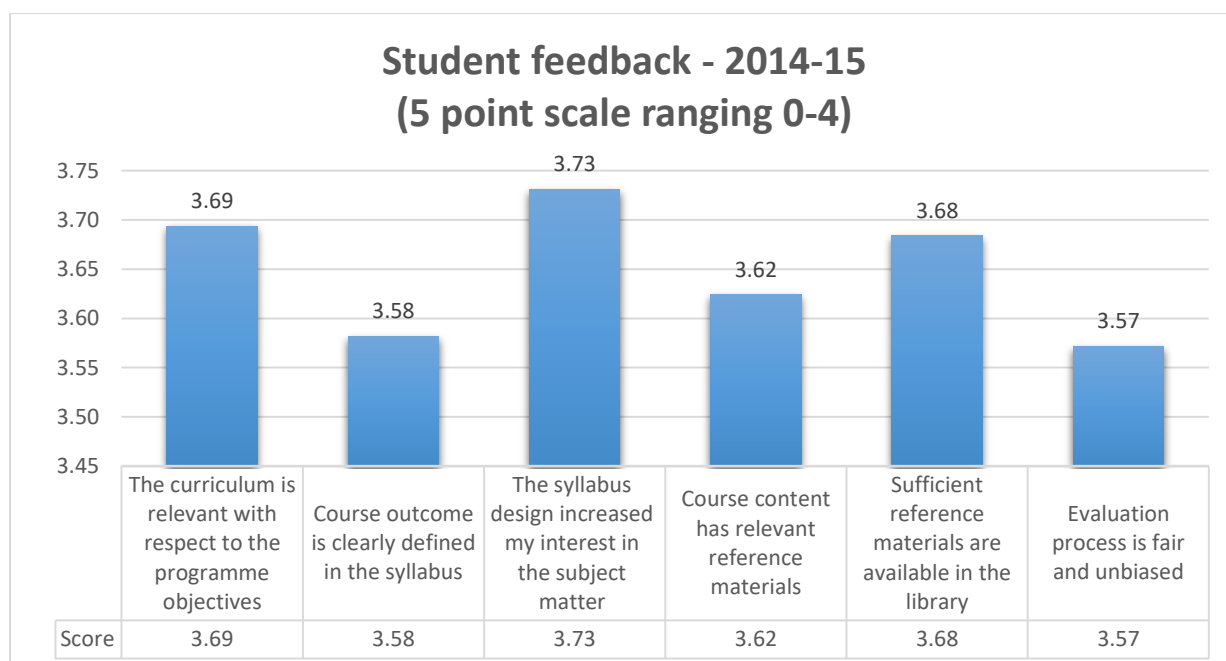
Student Feedback 2014-15.

A total number of 917 students recorded their feedback in 2014-15. Following table shows the number of students under each rank of response.

No	Criteria	Strongly Agree	Agree	Neutral	Disagree	Strongly disagree	Total
1	The curriculum is relevant with respect to the programme objectives	671	213	31	2	0	917
2	Course outcome is clearly defined in the syllabus	609	251	43	9	5	917
3	The syllabus design increased my interest in the subject matter	769	71	59	14	4	917
4	Course content has relevant reference materials	701	119	70	22	5	917
5	Sufficient reference materials are available in the library	717	131	54	9	6	917
6	Evaluation process is fair and unbiased	651	184	49	21	12	917

The weighted average score (5 point scale ranging 0-4) of each criteria is as follows:

No	Criteria	Score
1	The curriculum is relevant with respect to the programme objectives	3.69
2	Course outcome is clearly defined in the syllabus	3.58
3	The syllabus design increased my interest in the subject matter	3.73
4	Course content has relevant reference materials	3.62
5	Sufficient reference materials are available in the library	3.68
6	Evaluation process is fair and unbiased	3.57



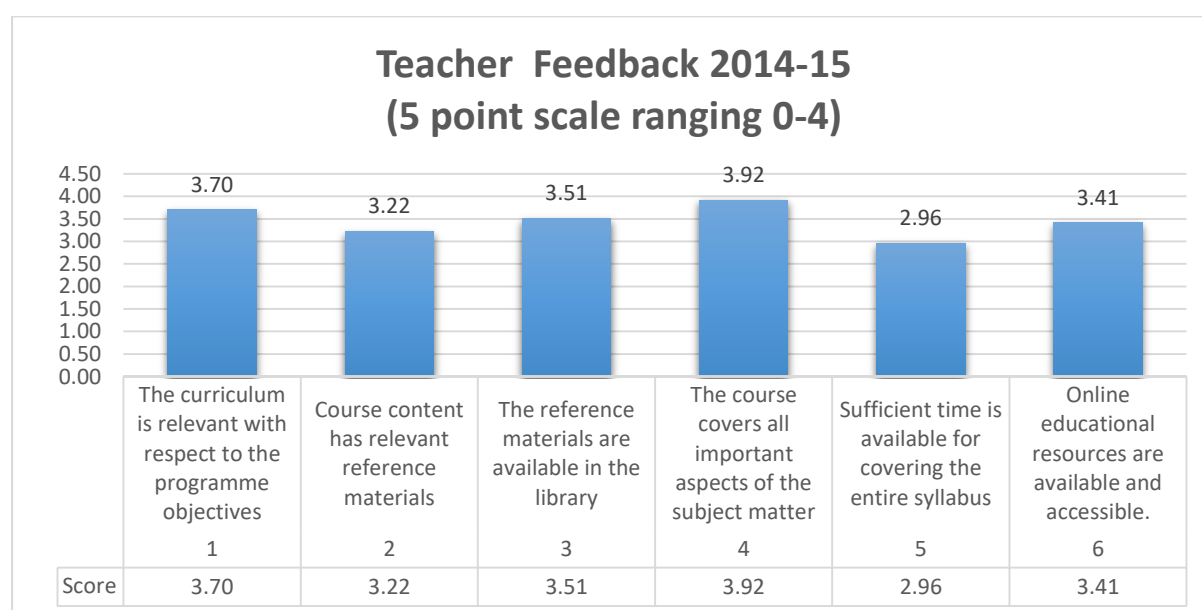
Teacher Feedback 2014-15.

In 2014-15, 153 teachers submitted feedback on various issues. Following table shows the number of teachers under each rank of response.

No	Criteria	Strongly Agree	Agree	Neutral	Disagree	Strongly disagree	Total
1	The curriculum is relevant with respect to the programme objectives	126	13	11	1	2	153
2	Course content has relevant reference materials	101	11	15	25	1	153
3	The reference materials are available in the library	98	41	8	6	0	153
4	The course covers all important aspects of the subject matter	147	0	5	1	0	153
5	Sufficient time is available for covering the entire syllabus	68	34	39	1	11	153
6	Online educational resources are available and accessible.	92	33	27	1	0	153

The weighted average score (5 point scale ranging 0-4)of each criteria is as follows:

No	Criteria	Score
1	The curriculum is relevant with respect to the programme objectives	3.70
2	Course content has relevant reference materials	3.22
3	The reference materials are available in the library	3.51
4	The course covers all important aspects of the subject matter	3.92
5	Sufficient time is available for covering the entire syllabus	2.96
6	Online educational resources are available and accessible.	3.41



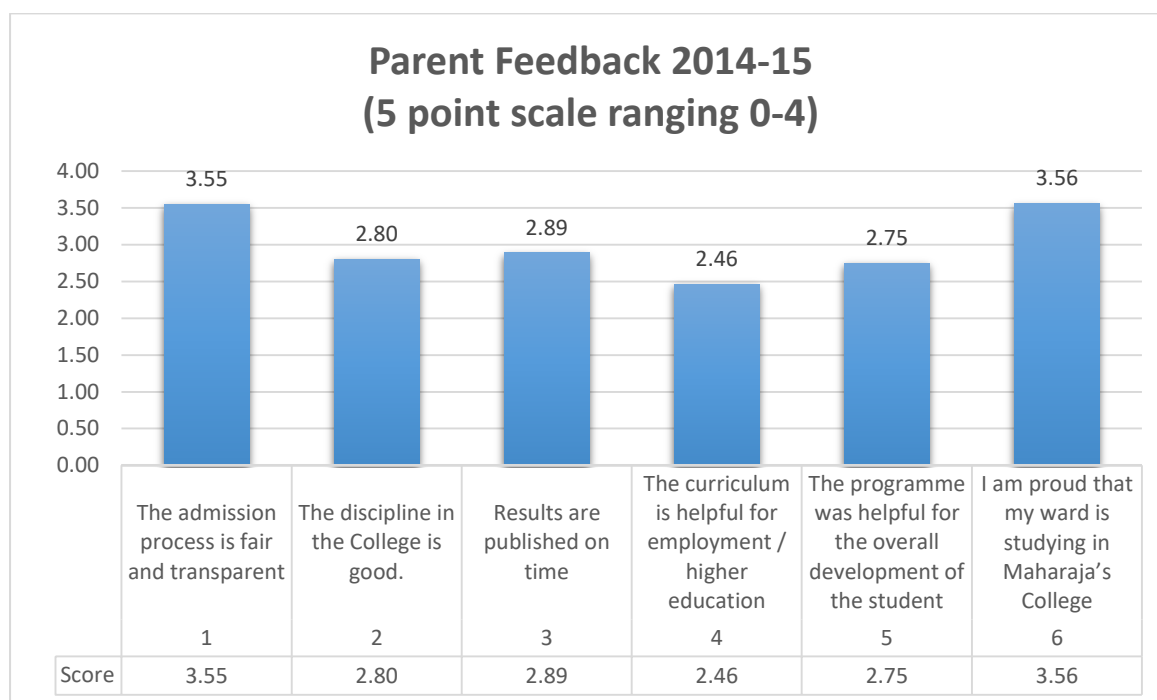
Parent Feedback 2014-15.

Among parents, 115 persons registered feedback in 2014-15. Following table shows the number of persons under each rank of response.

No	Criteria	Strongly Agee	Agr ee	Neu tral	Disag ree	Strongly disagree	Total
1	The admission process is fair and transparent	72	34	9	0	0	115
2	The discipline in the College is good.	38	32	34	6	5	115
3	Results are published on time	61	12	21	10	11	115
4	The curriculum is helpful for employment / higher education	32	20	34	27	2	115
5	The programme was helpful for the overall development of the student	51	13	27	19	5	115
6	I am proud that my ward is studying in Maharaja's College	88	10	12	3	2	115

The weighted average score (5 point scale ranging 0-4) of each criteria is as follows:

No	Criteria	Score
1	The admission process is fair and transparent	3.55
2	The discipline in the College is good.	2.80
3	Results are published on time	2.89
4	The curriculum is helpful for employment / higher education	2.46
5	The programme was helpful for the overall development of the student	2.75
6	I am proud that my ward is studying in Maharaja's College	3.56



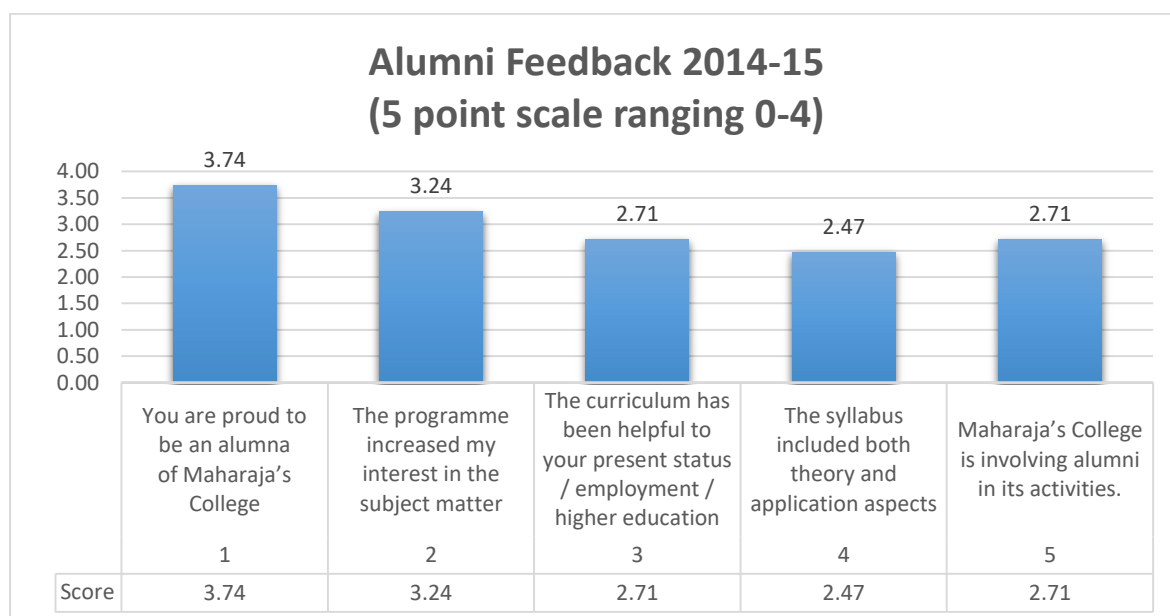
Alumni Feedback 2014-15.

In the alumni feedback for 2014-15, 96 persons participated. Following table shows the number of persons under each rank of response.

No	Criteria	Strongly Agree	Agree	Neutral	Disagree	Strongly disagree	Total
1	You are proud to be an alumna of Maharaja's College	78	11	7	0	0	96
2	The programme increased my interest in the subject matter	54	19	16	6	1	96
3	The curriculum has been helpful to your present status / employment / higher education	45	10	18	14	9	96
4	The syllabus included both theory and application aspects	37	14	15	17	13	96
5	Maharaja's College is involving alumni in its activities.	32	27	19	13	5	96

The weighted average score (5 point scale ranging 0-4) of each criteria is as follows:

No	Criteria	Score
1	You are proud to be an alumna of Maharaja's College	3.74
2	The programme increased my interest in the subject matter	3.24
3	The curriculum has been helpful to your present status / employment / higher education	2.71
4	The syllabus included both theory and application aspects	2.47
5	Maharaja's College is involving alumni in its activities.	2.71



Action Taken Report 2014-15

The feedback from all the stakeholders was analysed and discussed in IQAC in January 2015. IQAC decided to bring the matter before the College Council of the College along with the findings and recommendations.

The College Council deliberated on the matter and pointed out that there is a need for taking steps to increase the number of participants in the feedback. IQAC could contemplate on making the feedback form more simple. The Council further gave appropriate directions to the concerned for incorporating the insights from the feedback during the running of the college.

Feedback during 2015-16

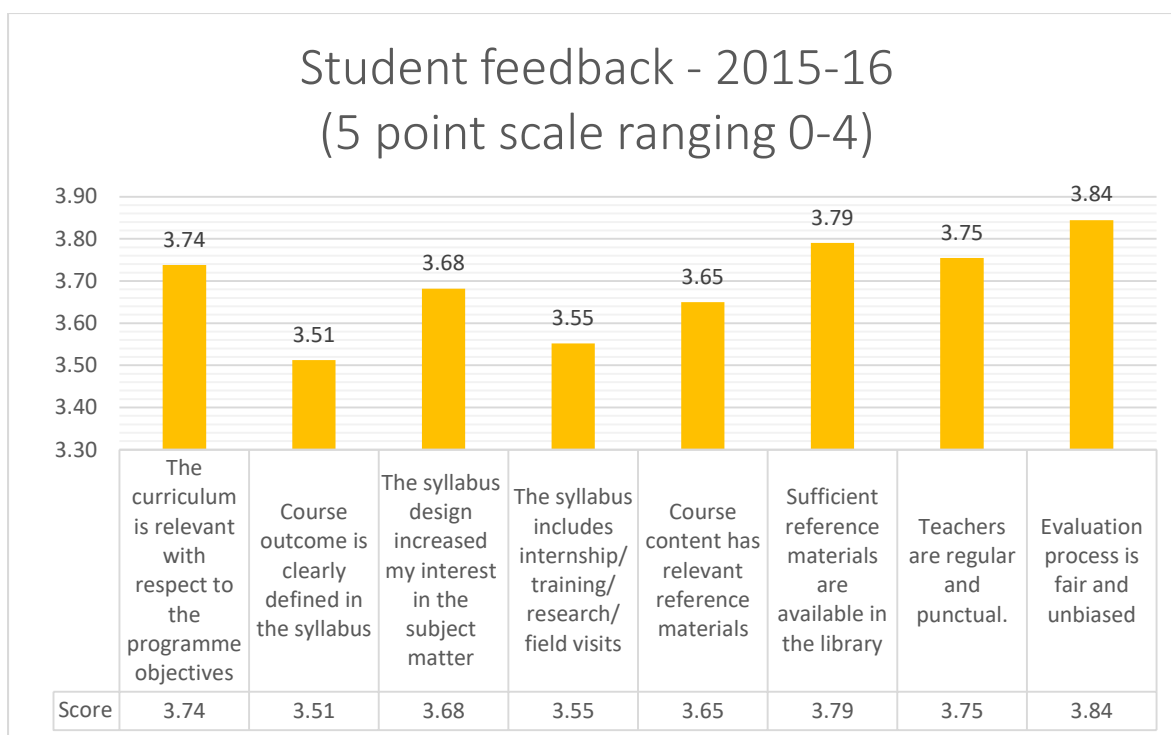
Student Feedback 2015-16.

A total number of 843 students recorded their feedback in 2015-16. Following table shows the number of students under each rank of response.

No	Criteria	Strongly Agree	Agree	Neutral	Disagree	Strongly disagree	Total
1	The curriculum is relevant with respect to the programme objectives	653	164	22	3	1	843
2	Course outcome is clearly defined in the syllabus	560	160	119	3	1	843
3	The syllabus design increased my interest in the subject matter	630	164	44	4	1	843
4	The syllabus includes internship/ training/ research/ field visits	521	285	22	11	4	843
5	Course content has relevant reference materials	621	159	55	6	2	843
6	Sufficient reference materials are available in the library	690	136	13	1	3	843
7	Teachers are regular and punctual.	652	176	14	1	0	843
8	Evaluation process is fair and unbiased	743	74	23	1	2	843

The weighted average score (5 point scale ranging 0-4) of each criteria is as follows:

No	Criteria	Score
1	The curriculum is relevant with respect to the programme objectives	3.74
2	Course outcome is clearly defined in the syllabus	3.51
3	The syllabus design increased my interest in the subject matter	3.68
4	The syllabus includes internship/ training/ research/ field visits	3.55
5	Course content has relevant reference materials	3.65
6	Sufficient reference materials are available in the library	3.79
7	Teachers are regular and punctual.	3.75
8	Evaluation process is fair and unbiased	3.84



Teacher Feedback 2015-16.

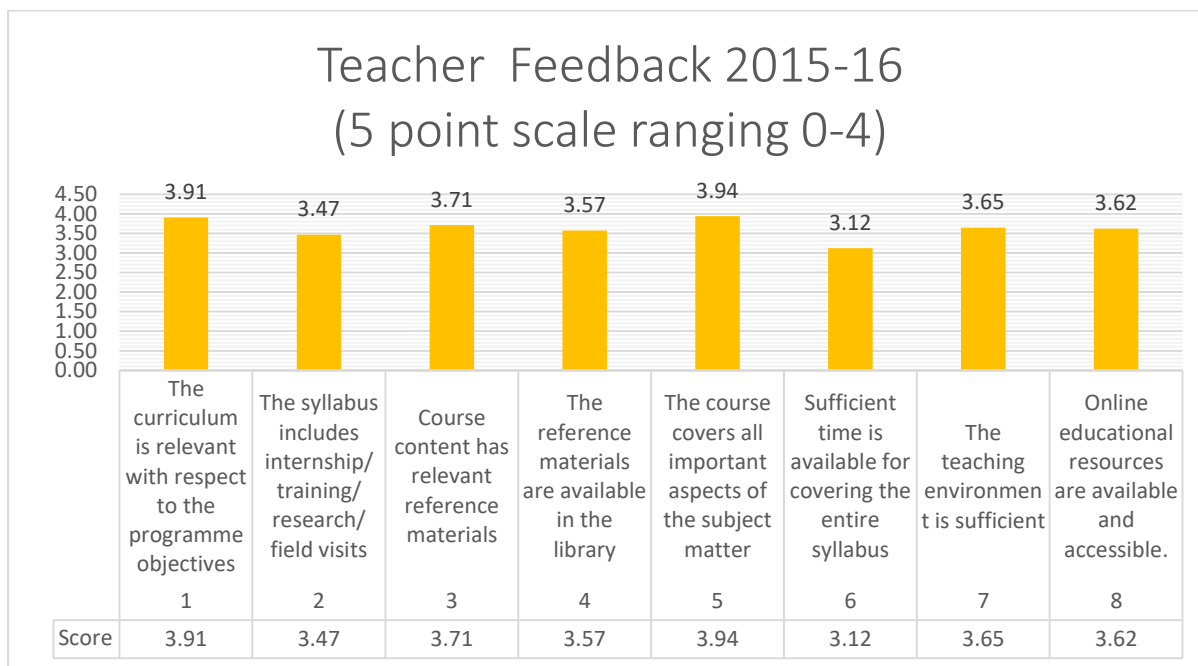
In 2015-16, 159 teachers submitted feedback on various issues. Following table shows the number of teachers under each rank of response.

No	Criteria	Strongly Agree	Agree	Neutral	Disagree	Strongly disagree	Total
1	The curriculum is relevant with respect to the programme objectives	148	7	4	0	0	159
2	The syllabus includes internship/ training/ research/ field visits	117	16	13	9	4	159
3	Course content has relevant reference materials	128	18	11	2	0	159
4	The reference materials are available in the library	115	24	16	4	0	159
5	The course covers all important aspects of the subject matter	153	2	4	0	0	159
6	Sufficient time is available for covering the entire syllabus	94	22	23	8	12	159
7	The teaching environment is sufficient	129	17	4	5	4	159
8	Online educational resources are available and accessible.	109	42	6	2	0	159

The weighted average score (5 point scale ranging 0-4) of each criteria is as follows:

No	Criteria	Score
1	The curriculum is relevant with respect to the programme objectives	3.91
2	The syllabus includes internship/ training/ research/ field visits	3.47

3	Course content has relevant reference materials	3.71
4	The reference materials are available in the library	3.57
5	The course covers all important aspects of the subject matter	3.94
6	Sufficient time is available for covering the entire syllabus	3.12
7	The teaching environment is sufficient	3.65
8	Online educational resources are available and accessible.	3.62



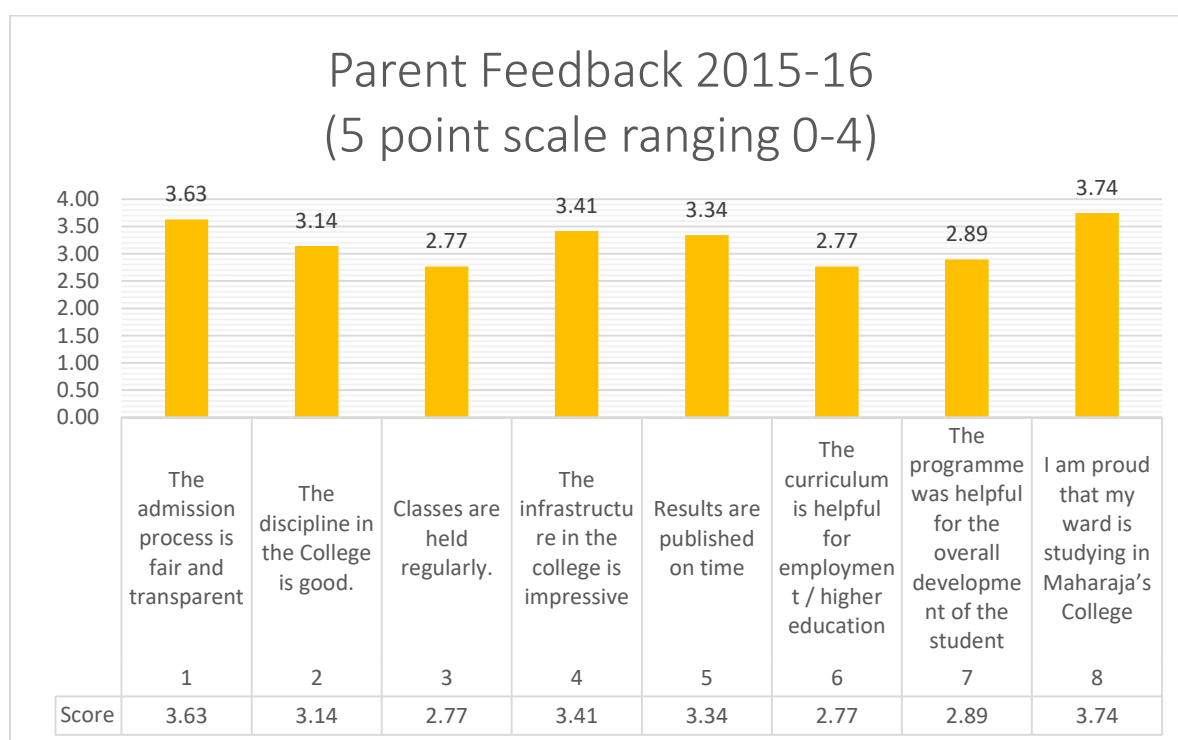
Parent Feedback 2015-16.

Among parents, 94 persons registered feedback in 2015-16. Following table shows the number of persons under each rank of response.

N o	Criteria	Strongly Agee	Agr ee	Neu tral	Disag ree	Strongly disagree	Tota l
1	The admission process is fair and transparent	68	18	7	1	0	94
2	The discipline in the College is good.	48	22	16	5	3	94
3	Classes are held regularly.	43	11	21	13	6	94
4	The infrastructure in the college is impressive	62	19	6	4	3	94
5	Results are published on time	67	7	8	9	3	94
6	The curriculum is helpful for employment / higher education	41	13	21	15	4	94
7	The programme was helpful for the overall development of the student	47	11	18	15	3	94
8	I am proud that my ward is studying in Maharaja's College	81	5	6	1	1	94

The weighted average score (5 point scale ranging 0-4) of each criteria is as follows:

No	Criteria	Score
1	The admission process is fair and transparent	3.63
2	The discipline in the College is good.	3.14
3	Classes are held regularly.	2.77
4	The infrastructure in the college is impressive	3.41
5	Results are published on time	3.34
6	The curriculum is helpful for employment / higher education	2.77
7	The programme was helpful for the overall development of the student	2.89
8	I am proud that my ward is studying in Maharaja's College	3.74



Alumni Feedback 2015-16.

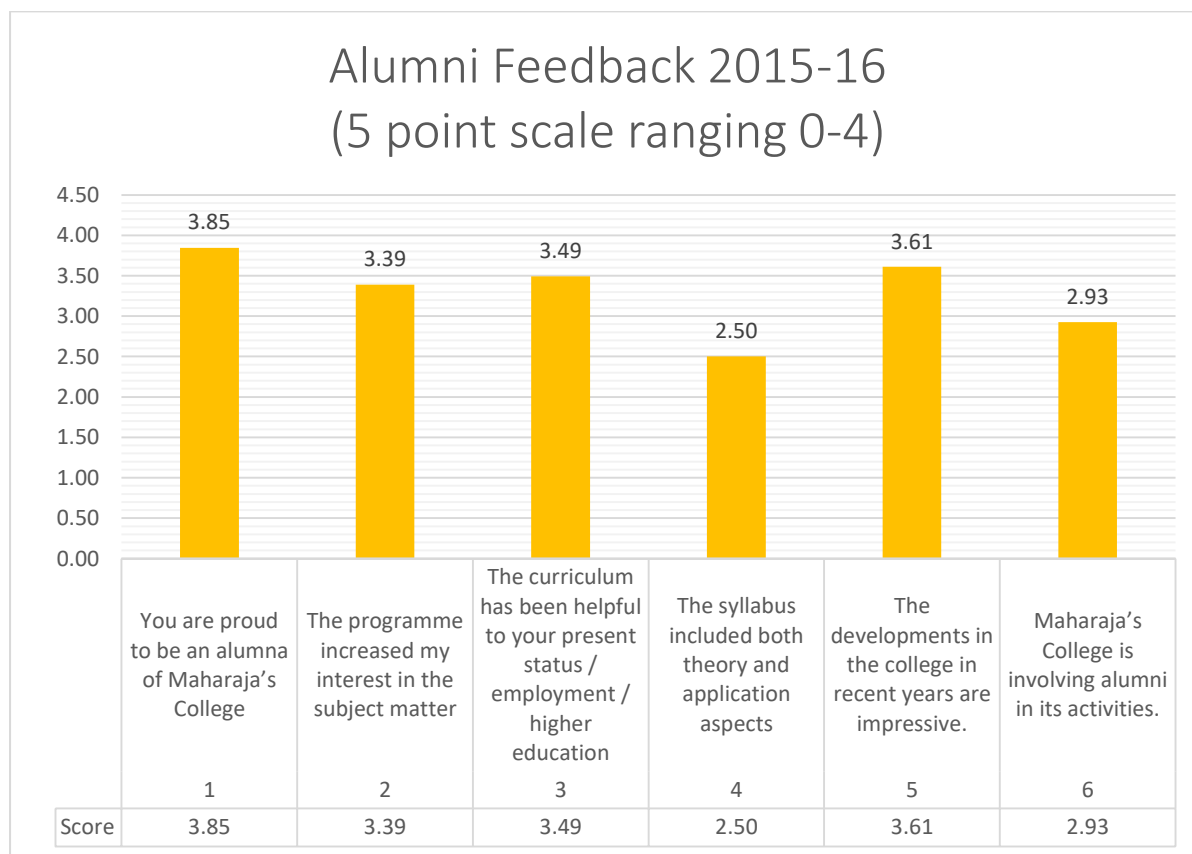
In the alumni feedback for 2015-16, 110 persons participated. Following table shows the number of persons under each rank of response.

No	Criteria	Strongly Agree	Agree	Neutral	Disagree	Strongly disagree	Total
1	You are proud to be an alumna of Maharaja's College	98	7	5	0	0	110
2	The programme increased my interest in the subject matter	71	26	3	5	5	110
3	The curriculum has been helpful to your present status / employment / higher education	77	11	21	1	0	110
4	The syllabus included both theory and application aspects	33	21	28	24	4	110

5	The developments in the college in recent years are impressive.	81	15	14	0	0	110
6	Maharaja's College is involving alumni in its activities.	59	9	21	17	4	110

The weighted average score (5 point scale ranging 0-4) of each criteria is as follows:

No	Criteria	Score
1	You are proud to be an alumna of Maharaja's College	3.85
2	The programme increased my interest in the subject matter	3.39
3	The curriculum has been helpful to your present status / employment / higher education	3.49
4	The syllabus included both theory and application aspects	2.50
5	The developments in the college in recent years are impressive.	3.61
6	Maharaja's College is involving alumni in its activities.	2.93



Action Taken Report 2015-16

Based on the recommendations and instruction of the College Council for the previous year, IQAC increased the number of feedback criteria for different stakeholders during 2015-16 so that a more comprehensive feedback could be received. The numbers of feedback has also increased marginally.

The feedback from all the stakeholders was analysed and discussed in IQAC in February 2016. IQAC decided to bring the matter before the College Council of the College along with the findings and recommendations.

The College Council deliberated on the matter and pointed out that there is a need for taking steps to increase the number of participants in the feedback. The council directed IQAC that feedback should be collected on more criteria from different stakeholders so as to make decision making on quality improvement more inclusive and elaborate. The Council further gave appropriate directions to the concerned for incorporating the insights from the feedback in improving the teaching-learning environment in the college.

2016-17

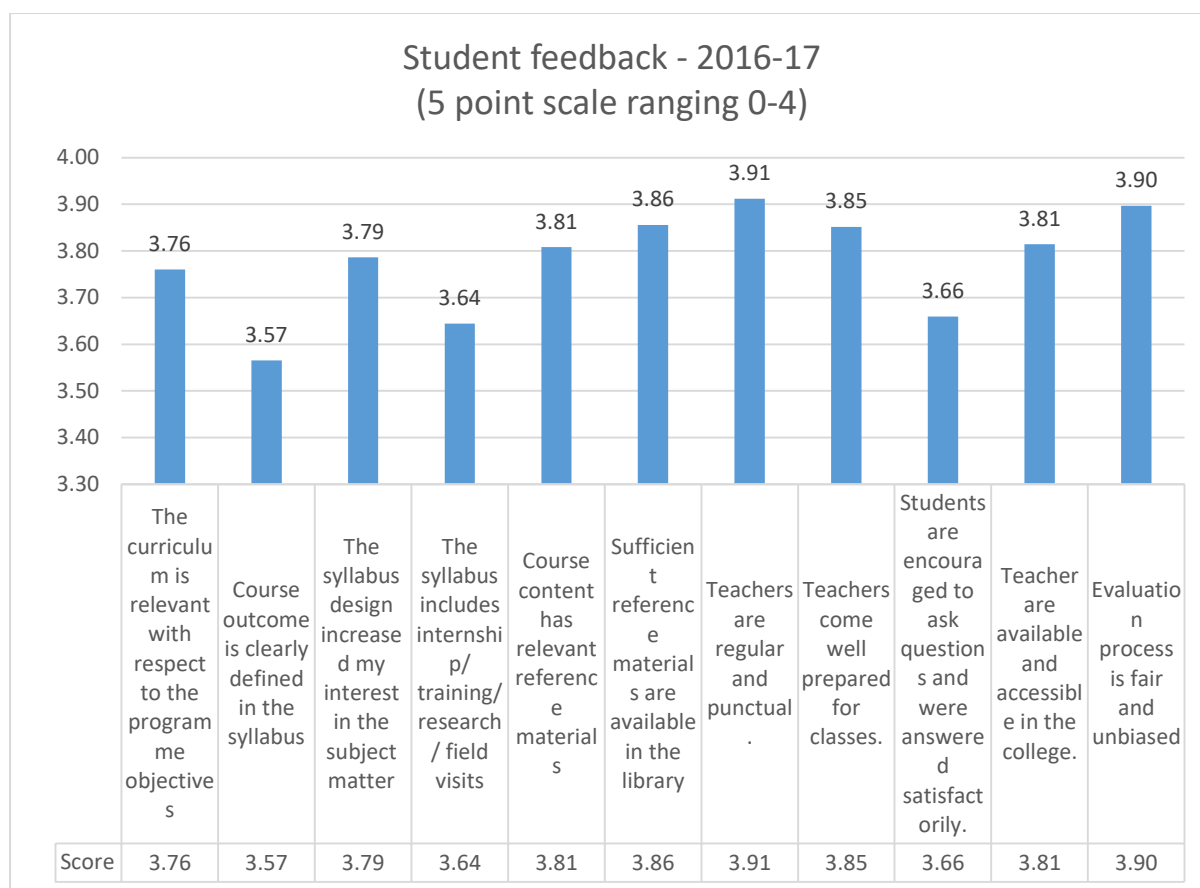
Student Feedback 2016-17.

A total number of 922 students recorded their feedback in 2016-17. Following table shows the number of students under each rank of response.

No	Criteria	Strongly Agree	Agree	Neutral	Disagree	Strongly disagree	Total
1	The curriculum is relevant with respect to the programme objectives	732	164	22	3	1	922
2	Course outcome is clearly defined in the syllabus	645	156	119	1	1	922
3	The syllabus design increased my interest in the subject matter	764	125	30	0	3	922
4	The syllabus includes internship/ training/ research/ field visits	650	236	20	12	4	922
5	Course content has relevant reference materials	803	69	45	2	3	922
6	Sufficient reference materials are available in the library	809	98	11	3	1	922
7	Teachers are regular and punctual.	856	53	12	0	1	922
8	Teachers come well prepared for classes.	802	110	5	3	2	922
9	Students are encouraged to ask questions and were answered satisfactorily.	679	175	65	3	0	922
10	Teacher are available and accessible in the college.	787	105	25	4	1	922
11	Evaluation process is fair and unbiased	836	79	5	2	0	922

The weighted average score (5 point scale ranging 0-4) of each criteria is as follows:

No	Criteria	Score
1	The curriculum is relevant with respect to the programme objectives	3.76
2	Course outcome is clearly defined in the syllabus	3.57
3	The syllabus design increased my interest in the subject matter	3.79
4	The syllabus includes internship/ training/ research/ field visits	3.64
5	Course content has relevant reference materials	3.81
6	Sufficient reference materials are available in the library	3.86
7	Teachers are regular and punctual.	3.91
8	Teachers come well prepared for classes.	3.85
9	Students are encouraged to ask questions and were answered satisfactorily.	3.66
10	Teacher are available and accessible in the college.	3.81
11	Evaluation process is fair and unbiased	3.90



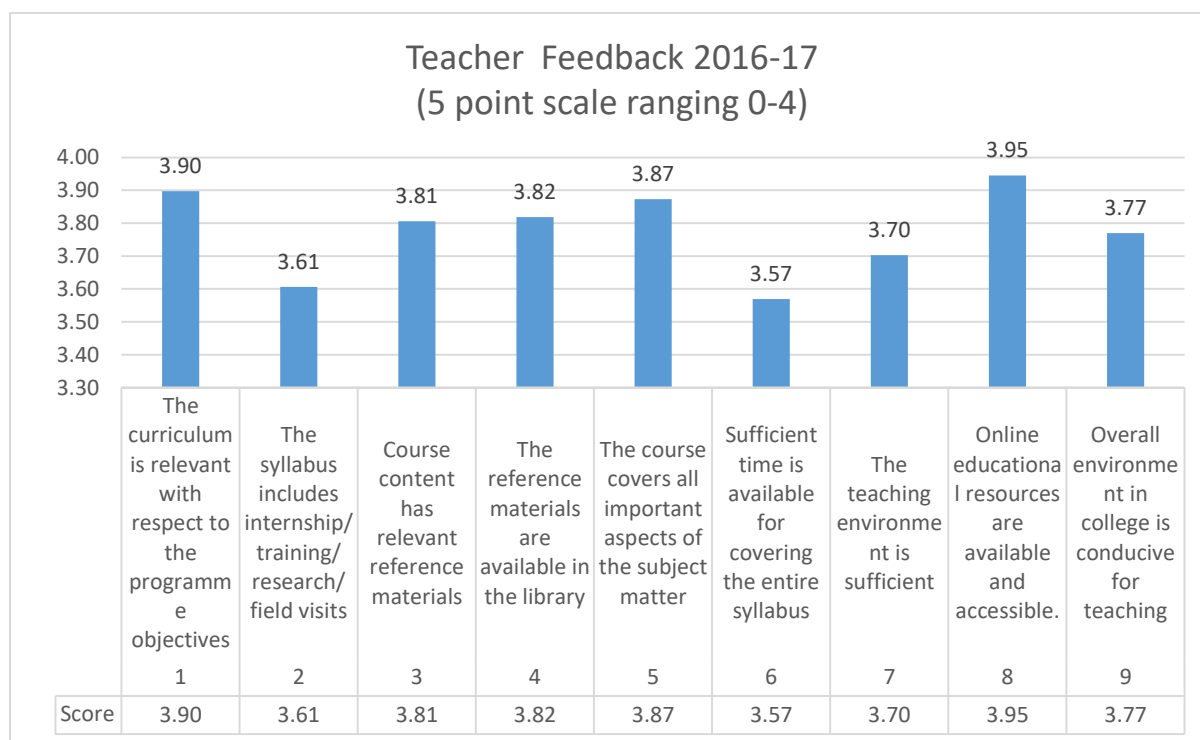
Teacher Feedback 2016-17.

In 2016-17, 165 teachers submitted feedback on various issues. Following table shows the number of teachers under each rank of response.

N o	Criteria	Strongly Agree	Agree	Neu tral	Disag ree	Strongly disagree	Tota l
1	The curriculum is relevant with respect to the programme objectives	154	7	2	2	0	165
2	The syllabus includes internship/ training/ research/ field visits	130	13	16	4	2	165
3	Course content has relevant reference materials	143	15	5	1	1	165
4	The reference materials are available in the library	143	15	6	1	0	165
5	The course covers all important aspects of the subject matter	153	7	2	2	1	165
6	Sufficient time is available for covering the entire syllabus	119	22	23	1	0	165
7	The teaching environment is sufficient	137	9	17	2	0	165
8	Online educational resources are available and accessible.	161	2	0	1	1	165
9	Overall environment in college is conducive for teaching	142	15	3	3	2	165

The weighted average score (5 point scale ranging 0-4) of each criteria is as follows:

No	Criteria	Score
1	The curriculum is relevant with respect to the programme objectives	3.90
2	The syllabus includes internship/ training/ research/ field visits	3.61
3	Course content has relevant reference materials	3.81
4	The reference materials are available in the library	3.82
5	The course covers all important aspects of the subject matter	3.87
6	Sufficient time is available for covering the entire syllabus	3.57
7	The teaching environment is sufficient	3.70
8	Online educational resources are available and accessible.	3.95
9	Overall environment in college is conducive for teaching	3.77



Parent Feedback 2016-17.

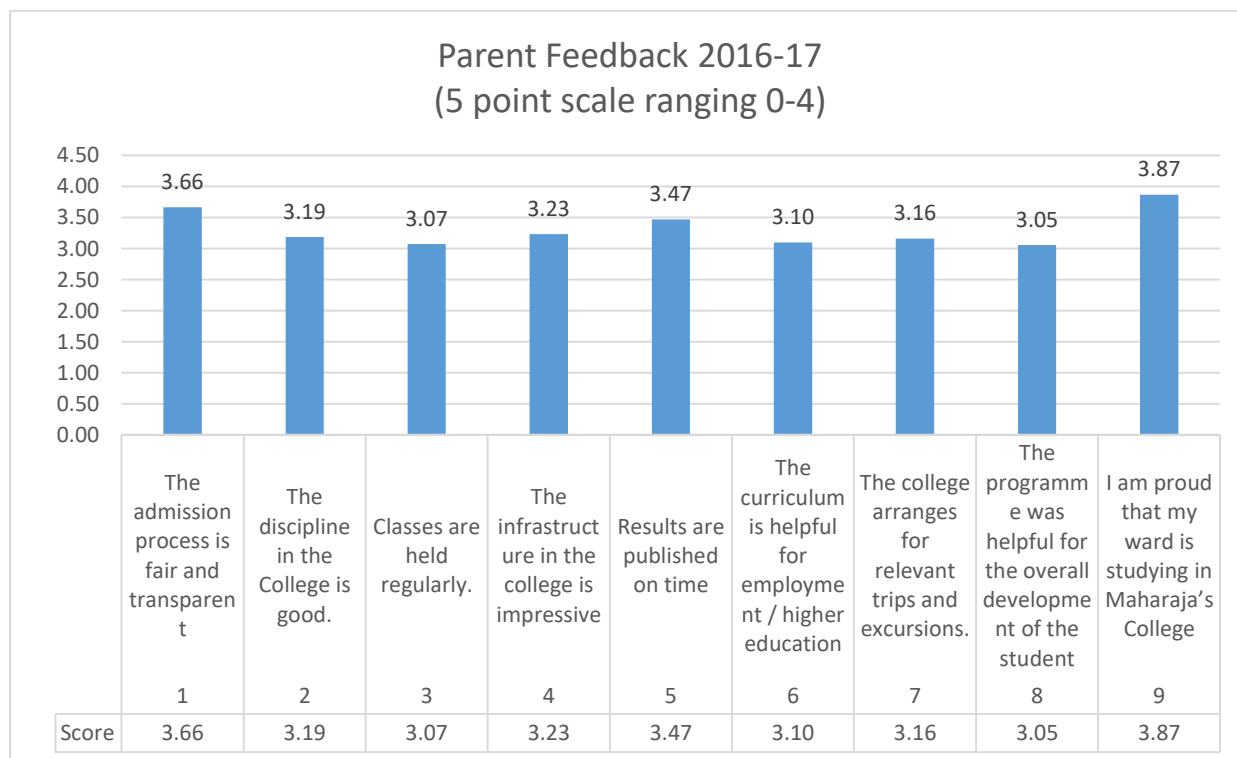
Among parents, 113 persons registered feedback in 2016-17. Following table shows the number of persons under each rank of response.

No	Criteria	Strongly Agree	Agree	Neutral	Disagree	Strongly disagree	Total
1	The admission process is fair and transparent	84	21	7	1	0	113
2	The discipline in the College is good.	67	18	16	6	6	113
3	Classes are held regularly.	61	14	25	11	2	113
4	The infrastructure in the college is	65	26	9	9	4	113

	impressive						
5	Results are published on time	86	8	8	8	3	113
6	The curriculum is helpful for employment / higher education	63	15	23	7	5	113
7	The college arranges for relevant trips and excursions.	67	19	12	8	7	113
8	The programme was helpful for the overall development of the student	54	28	17	11	3	113
9	I am proud that my ward is studying in Maharaja's College	102	5	5	0	0	112

The weighted average score (5 point scale ranging 0-4) of each criteria is as follows:

No	Criteria	Score
1	The admission process is fair and transparent	3.66
2	The discipline in the College is good.	3.19
3	Classes are held regularly.	3.07
4	The infrastructure in the college is impressive	3.23
5	Results are published on time	3.47
6	The curriculum is helpful for employment / higher education	3.10
7	The college arranges for relevant trips and excursions.	3.16
8	The programme was helpful for the overall development of the student	3.05
9	I am proud that my ward is studying in Maharaja's College	3.87



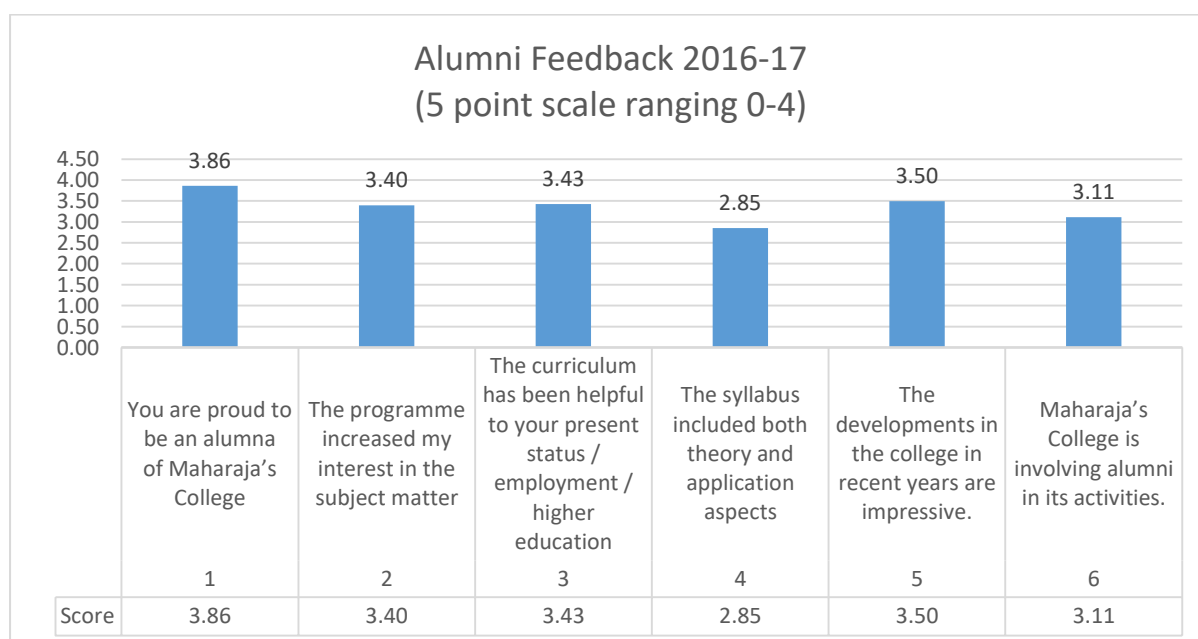
Alumni Feedback 2016-17.

In the alumni feedback for 2016-17, 129 persons participated. Following table shows the number of persons under each rank of response.

No	Criteria	Strongly Agree	Agree	Neutral	Disagree	Strongly disagree	Total
1	You are proud to be an alumna of Maharaja's College	114	12	3	0	0	129
2	The programme increased my interest in the subject matter	84	26	8	8	3	129
3	The curriculum has been helpful to your present status / employment / higher education	89	6	34	0	0	129
4	The syllabus included both theory and application aspects	67	12	16	32	2	129
5	The developments in the college in recent years are impressive.	84	32	8	3	2	129
6	Maharaja's College is involving alumni in its activities.	75	11	30	8	5	129

The weighted average score (5 point scale ranging 0-4) of each criteria is as follows:

No	Criteria	Score
1	You are proud to be an alumna of Maharaja's College	3.86
2	The programme increased my interest in the subject matter	3.40
3	The curriculum has been helpful to your present status / employment / higher education	3.43
4	The syllabus included both theory and application aspects	2.85
5	The developments in the college in recent years are impressive.	3.50
6	Maharaja's College is involving alumni in its activities.	3.11



Action Taken Report 2016-17

Based on the recommendations and instruction of the College Council for the previous year, IQAC increased the number of feedback criteria for different stakeholders during 2016-17 so that a more comprehensive feedback could be received. The numbers of feedback has also increased marginally.

The feedback from all the stakeholders was analysed and discussed in IQAC in February 2017. Based on the report, IQAC decided to bring the matter before the College Council of the College along with the findings and recommendations.

The College Council deliberated on the matter and pointed out that there is a need for taking steps to increase the number of participants in the feedback. The council suggested IQAC that feedback may be collected on more criteria. The Council further gave appropriate directions to the concerned for incorporating the insights from the feedback in improving the teaching-learning environment in the college.

2017-18

Student Feedback 2017-18.

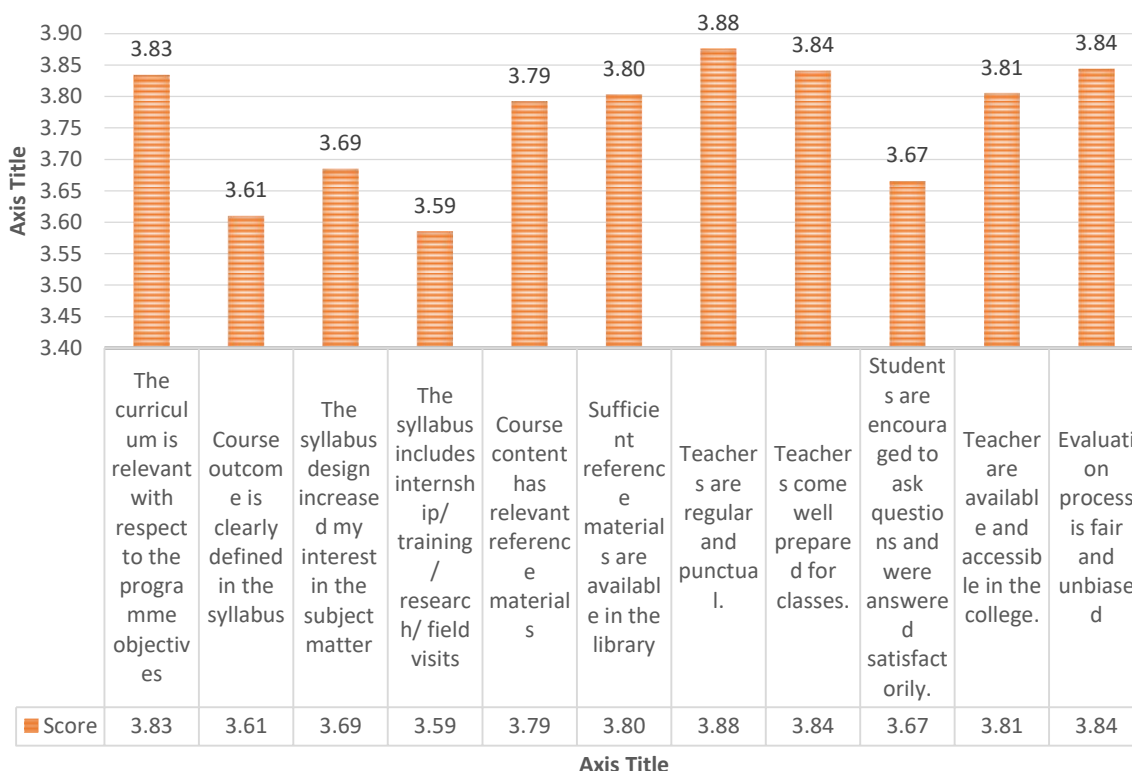
A total number of 1026 students recorded their feedback in 2017-18. Following table shows the number of students under each rank of response.

No	Criteria	Strongly Agree	Agree	Neutral	Disagree	Strongly disagree	Total
1	The curriculum is relevant with respect to the programme objectives	879	127	18	1	1	1026
2	Course outcome is clearly defined in the syllabus	765	124	136	0	1	1026
3	The syllabus design increased my interest in the subject matter	730	274	18	3	1	1026
4	The syllabus includes internship/ training/ research/ field visits	692	271	37	24	2	1026
5	Course content has relevant reference materials	873	97	53	2	1	1026
6	Sufficient reference materials are available in the library	871	121	24	7	3	1026
7	Teachers are regular and punctual.	920	94	6	3	3	1026
8	Teachers come well prepared for classes.	876	142	5	1	2	1026
9	Students are encouraged to ask questions and were answered satisfactorily.	754	204	65	3	0	1026
10	Teacher are available and accessible in the college.	878	110	27	8	3	1026
11	Evaluation process is fair and unbiased	890	118	13	4	1	1026

The weighted average score (5 point scale ranging 0-4) of each criteria is as follows:

No	Criteria	Score
1	The curriculum is relevant with respect to the programme objectives	3.83
2	Course outcome is clearly defined in the syllabus	3.61
3	The syllabus design increased my interest in the subject matter	3.69
4	The syllabus includes internship/ training/ research/ field visits	3.59
5	Course content has relevant reference materials	3.79
6	Sufficient reference materials are available in the library	3.80
7	Teachers are regular and punctual.	3.88
8	Teachers come well prepared for classes.	3.84
9	Students are encouraged to ask questions and were answered satisfactorily.	3.67
10	Teacher are available and accessible in the college.	3.81
11	Evaluation process is fair and unbiased	3.84

STUDENT FEEDBACK - 2017-18 (5 POINT SCALE RANGING 0-4)



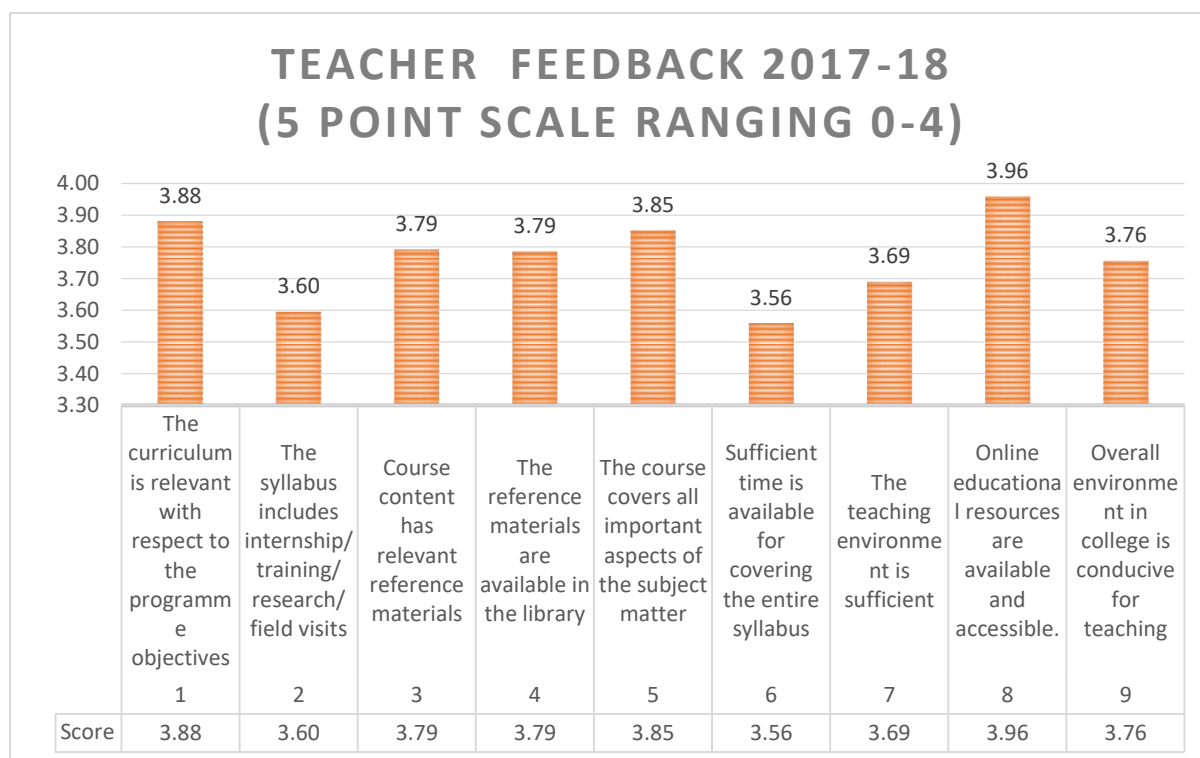
Teacher Feedback 2017-18.

In 2017-18, 168 teachers submitted feedback on various issues. Following table shows the number of teachers under each rank of response.

No	Criteria	Strongly Agree	Agree	Neutral	Disagree	Strongly disagree	Total
1	The curriculum is relevant with respect to the programme objectives	155	8	3	2	0	168
2	The syllabus includes internship/ training/ research/ field visits	132	13	16	5	2	168
3	Course content has relevant reference materials	144	16	6	1	1	168
4	The reference materials are available in the library	143	15	9	1	0	168
5	The course covers all important aspects of the subject matter	154	8	2	3	1	168
6	Sufficient time is available for covering the entire syllabus	120	23	24	1	0	168
7	The teaching environment is sufficient	138	10	18	2	0	168
8	Online educational resources are available and accessible.	162	5	1	0	0	168
9	Overall environment in college is conducive for teaching	143	16	4	3	2	168

The weighted average score (5 point scale ranging 0-4) of each criteria is as follows:

No	Criteria	Score
1	The curriculum is relevant with respect to the programme objectives	3.88
2	The syllabus includes internship/ training/ research/ field visits	3.60
3	Course content has relevant reference materials	3.79
4	The reference materials are available in the library	3.79
5	The course covers all important aspects of the subject matter	3.85
6	Sufficient time is available for covering the entire syllabus	3.56
7	The teaching environment is sufficient	3.69
8	Online educational resources are available and accessible.	3.96
9	Overall environment in college is conducive for teaching	3.76



Parent Feedback 2017-18.

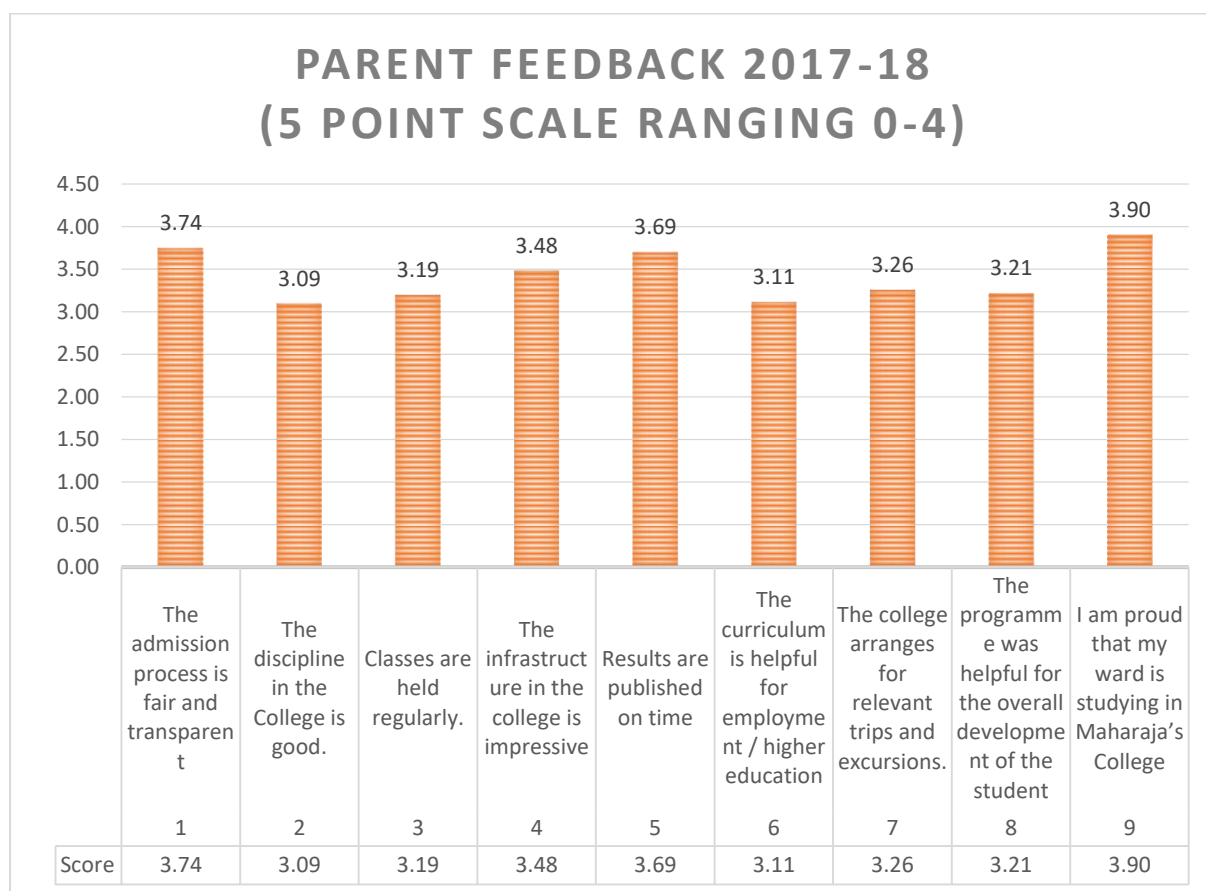
Among parents, 98 persons registered feedback in 2017-18. Following table shows the number of persons under each rank of response.

No	Criteria	Strongly Agree	Agree	Neutral	Disagree	Strongly disagree	Total
1	The admission process is fair and transparent	78	15	5	0	0	98
2	The discipline in the College is good.	54	16	16	7	5	98
3	Classes are held regularly.	58	13	17	8	2	98
4	The infrastructure in the college is impressive	68	17	7	4	2	98

5	Results are published on time	84	4	5	4	1	98
6	The curriculum is helpful for employment / higher education	56	12	19	7	4	98
7	The college arranges for relevant trips and excursions.	60	16	13	5	4	98
8	The programme was helpful for the overall development of the student	63	10	12	9	4	98
9	I am proud that my ward is studying in Maharaja's College	92	3	2	1	0	98

The weighted average score (5 point scale ranging 0-4) of each criteria is as follows:

No	Criteria	Score
1	The admission process is fair and transparent	3.74
2	The discipline in the College is good.	3.09
3	Classes are held regularly.	3.19
4	The infrastructure in the college is impressive	3.48
5	Results are published on time	3.69
6	The curriculum is helpful for employment / higher education	3.11
7	The college arranges for relevant trips and excursions.	3.26
8	The programme was helpful for the overall development of the student	3.21
9	I am proud that my ward is studying in Maharaja's College	3.90



Alumni Feedback 2017-18.

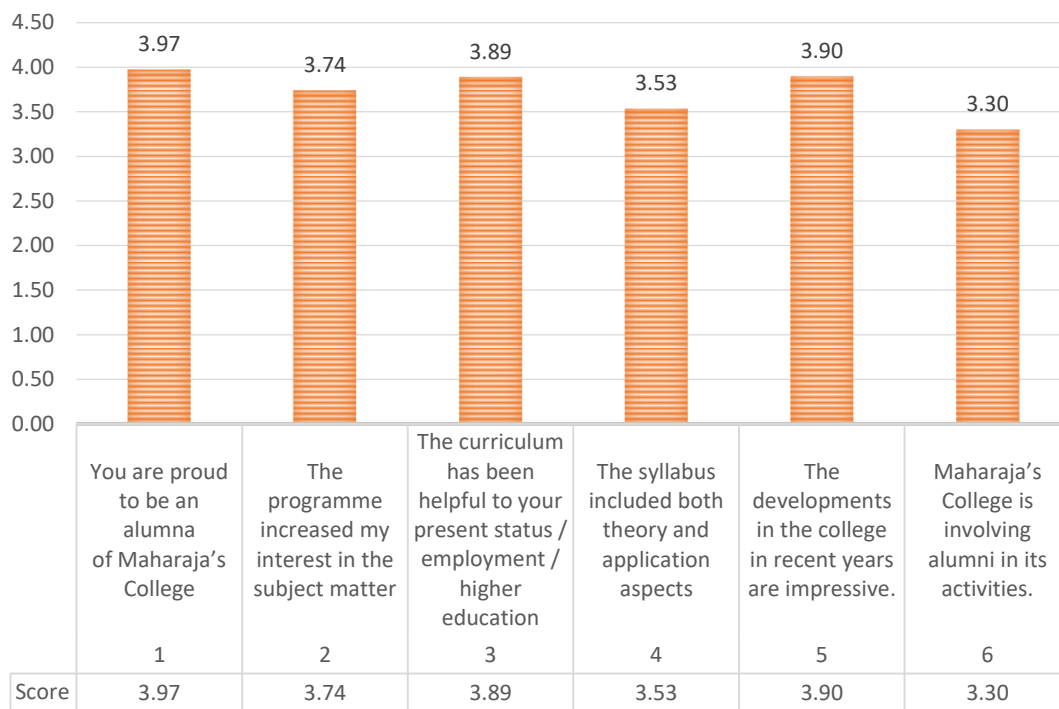
In the alumni feedback for 2017-18, 107 persons participated. Following table shows the number of persons under each rank of response.

No	Criteria	Strongly Agree	Agree	Neutral	Disagree	Strongly disagree	Total
1	You are proud to be an alumna of Maharaja's College	105	1	1	0	0	107
2	The programme increased my interest in the subject matter	90	9	5	3	0	107
3	The curriculum has been helpful to your present status / employment / higher education	98	6	3	0	0	107
4	The syllabus included both theory and application aspects	81	12	7	4	3	107
5	The developments in the college in recent years are impressive.	99	5	3	0	0	107
6	Maharaja's College is involving alumni in its activities.	65	21	11	8	2	107

The weighted average score (5 point scale ranging 0-4) of each criteria is as follows:

No	Criteria	Score
1	You are proud to be an alumna of Maharaja's College	3.97
2	The programme increased my interest in the subject matter	3.74
3	The curriculum has been helpful to your present status / employment / higher education	3.89
4	The syllabus included both theory and application aspects	3.53
5	The developments in the college in recent years are impressive.	3.90
6	Maharaja's College is involving alumni in its activities.	3.30

ALUMNI FEEDBACK 2017-18 (5 POINT SCALE RANGING 0-4)



Action Taken Report 2017-18

Based on the recommendations and instruction of the College Council for the previous year, IQAC increased the number of feedback criteria for different stakeholders during 2017-18 so that a more comprehensive feedback could be received. The numbers of feedback has also increased marginally.

The feedback from all the stakeholders was analysed and discussed in IQAC in February 2018. Based on the report, IQAC decided to bring the matter before the College Council of the College along with the findings and recommendations.

The College Council deliberated on the matter and pointed out that there is a need for taking steps to increase the number of participants in the feedback. The council suggested IQAC that feedback may be collected on more criteria. The Council further gave appropriate directions to the concerned for incorporating the insights from the feedback in improving the teaching-learning environment in the college.

2018-19

Student Feedback 2018-19.

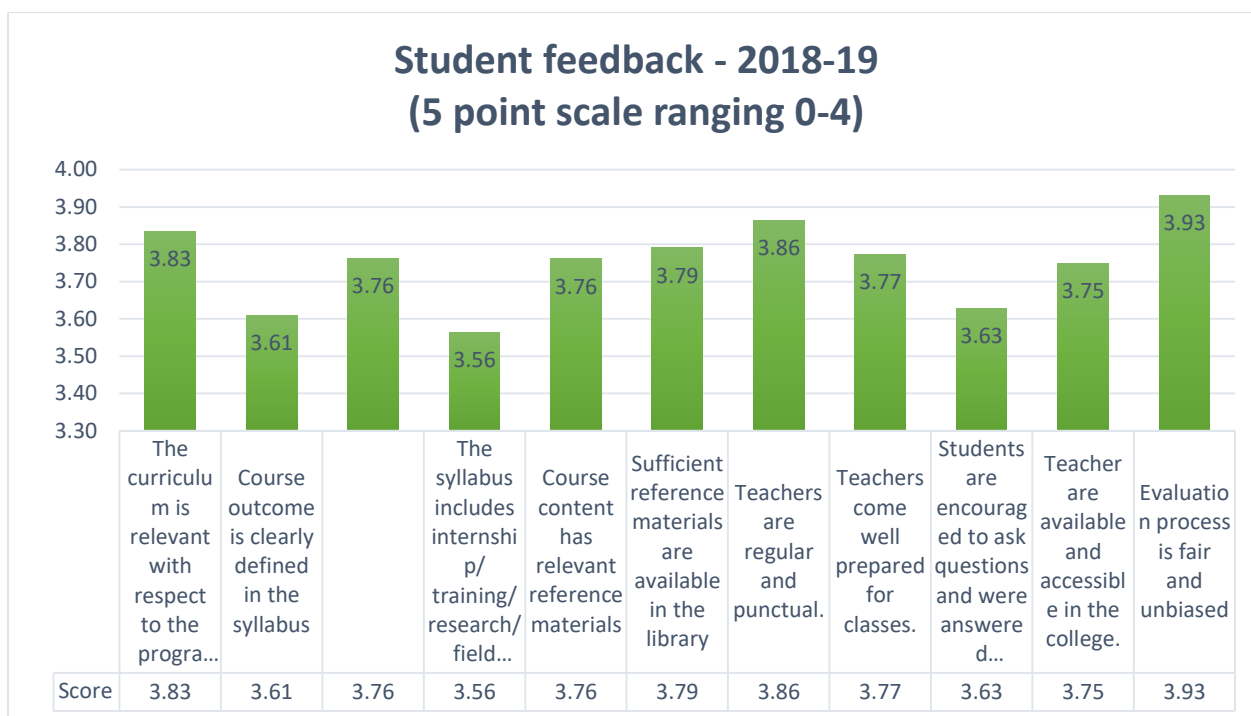
In 2018-19, 1265 students participated and submitted their feedback. Following table shows the number of students under each rank of response.

No	Criteria	Strongly Agree	Agree	Neutral	Disagree	Strongly disagree	Total
1	The curriculum is relevant with respect to the programme objectives	941	287	32	4	1	1265
2	Course outcome is clearly defined in the syllabus	1004	124	136	0	1	1265
3	The syllabus design increased my interest in the subject matter	985	263	14	2	1	1265
4	The curriculum includes both theory and application aspects	848	304	112	0	1	1265
5	The syllabus includes internship/ training/ research/ field visits	821	343	97	2	2	1265
6	Course content has relevant reference materials	1013	208	40	2	2	1265
7	Sufficient reference materials are available in the library	1015	237	12	0	1	1265
8	Teachers are regular and punctual.	1102	158	3	1	1	1265
9	Teachers come well prepared for classes.	987	273	2	1	2	1265
10	Students are encouraged to ask questions and were answered satisfactorily.	883	307	67	3	5	1265
11	Teacher are available and accessible in the college.	1002	213	47	1	2	1265
12	Evaluation process is fair and unbiased	1185	76	3	0	1	1265

The weighted average score (5 point scale ranging 0-4) of each criteria is as follows:

No	Criteria	Score
1	The curriculum is relevant with respect to the programme objectives	3.71
2	Course outcome is clearly defined in the syllabus	3.68
3	The syllabus design increased my interest in the subject matter	3.76
4	The curriculum includes both theory and application aspects	3.58
5	The syllabus includes internship/ training/ research/ field visits	3.56
6	Course content has relevant reference materials	3.76
7	Sufficient reference materials are available in the library	3.79
8	Teachers are regular and punctual.	3.86
9	Teachers come well prepared for classes.	3.77
10	Students are encouraged to ask questions and were answered satisfactorily.	3.63

11	Teacher are available and accessible in the college.	3.75
12	Evaluation process is fair and unbiased	3.93



Teacher Feedback 2018-19.

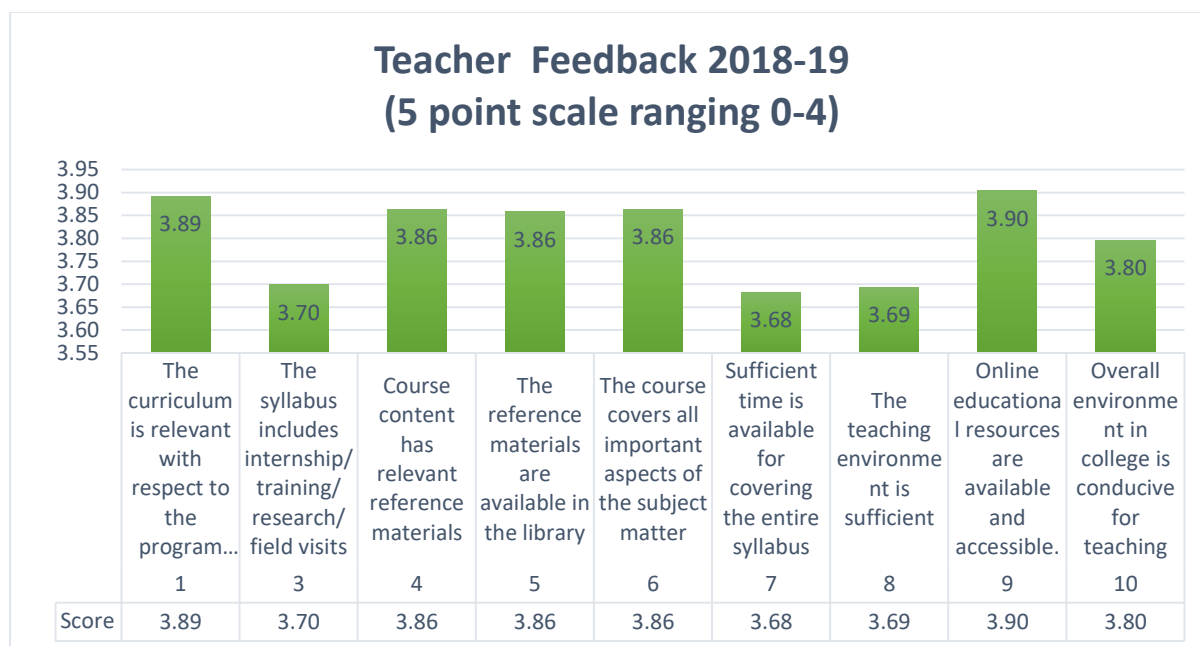
In the teacher feedback 2018-19, 176 teachers participated. Following table shows the number of teachers under each rank of response.

No	Criteria	Strongly Agree	Agree	Neutral	Disagree	Strongly disagree	Total
1	The curriculum is relevant with respect to the programme objectives	162	10	3	1	0	176
2	The syllabus includes both theory and application aspects	148	13	14	1	0	176
3	The syllabus includes internship/ training/ research/ field visits	147	10	15	3	1	176
4	Course content has relevant reference materials	160	9	6	1	0	176
5	The reference materials are available in the library	158	12	5	1	0	176
6	The course covers all important aspects of the subject matter	160	10	4	2	0	176
7	Sufficient time is available for covering the entire syllabus	146	13	12	1	4	176
8	The teaching environment is sufficient	145	12	16	2	1	176
9	Online educational resources are available and accessible.	166	6	2	1	1	176
10	Overall environment in college is	149	18	9	0	0	176

	conducive for teaching						
--	------------------------	--	--	--	--	--	--

The weighted average score (5 point scale ranging 0-4) of each criteria is as follows:

No	Criteria	Score
1	The curriculum is relevant with respect to the programme objectives	3.89
2	The syllabus includes both theory and application aspects	3.75
3	The syllabus includes internship/ training/ research/ field visits	3.70
4	Course content has relevant reference materials	3.86
5	The reference materials are available in the library	3.86
6	The course covers all important aspects of the subject matter	3.86
7	Sufficient time is available for covering the entire syllabus	3.68
8	The teaching environment is sufficient	3.69
9	Online educational resources are available and accessible.	3.90
10	Overall environment in college is conducive for teaching	3.80



Parent Feedback 2018-19.

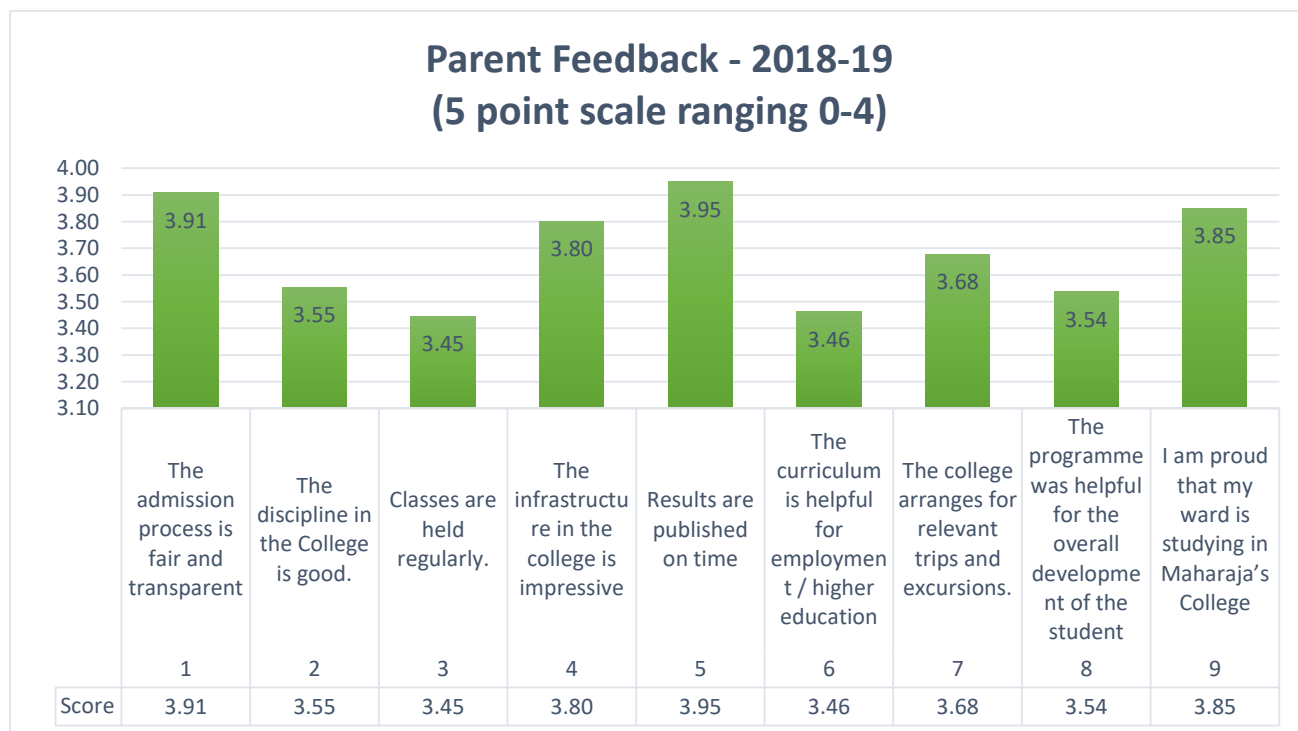
A total number of 121 parents submitted feedback 2018-19. Following table shows the number of persons under each rank of response.

No	Criteria	Strongly Agree	Agree	Neutral	Disagree	Strongly disagree	Total
1	The admission process is fair and transparent	112	7	2	0	0	121
2	The discipline in the College is good.	89	19	6	5	2	121
3	Classes are held regularly.	86	14	12	7	2	121
4	The infrastructure in the college is	107	5	8	1	0	121

	impressive						
5	Results are published on time	117	2	2	0	0	121
6	The curriculum is helpful for employment / higher education	81	24	9	5	2	121
7	The college arranges for relevant trips and excursions.	97	14	6	3	1	121
8	The programme was helpful for the overall development of the student	89	13	15	3	1	121
9	I am proud that my ward is studying in Maharaja's College	109	7	4	1	0	121

The weighted average score (5 point scale ranging 0-4) of each criteria is as follows:

No	Criteria	Score
1	The admission process is fair and transparent	3.91
2	The discipline in the College is good.	3.55
3	Classes are held regularly.	3.45
4	The infrastructure in the college is impressive	3.80
5	Results are published on time	3.95
6	The curriculum is helpful for employment / higher education	3.46
7	The college arranges for relevant trips and excursions.	3.68
8	The programme was helpful for the overall development of the student	3.54
9	I am proud that my ward is studying in Maharaja's College	3.85



Alumni Feedback 2018-19.

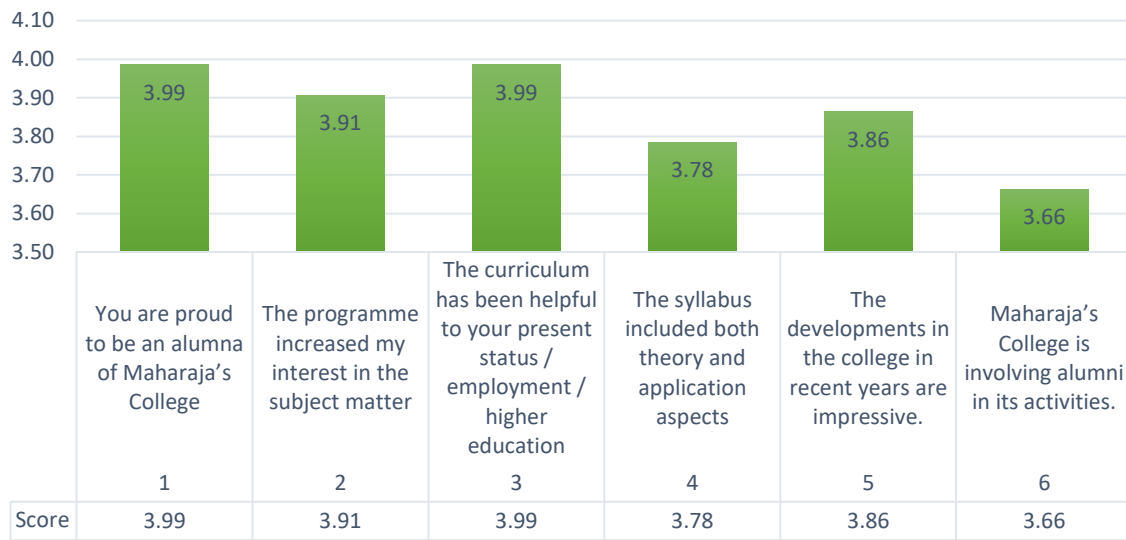
A total number of 139 alumni recorded their feedback in 2018-19. Following table shows the number of persons under each rank of response.

No	Criteria	Strongly Agree	Agree	Neutral	Disagree	Strongly disagree	Total
1	You are proud to be an alumna of Maharaja's College	137	2	0	0	0	139
2	The programme increased my interest in the subject matter	128	9	2	0	0	139
3	The curriculum has been helpful to your present status / employment / higher education	137	2	0	0	0	139
4	The syllabus included both theory and application aspects	120	12	4	2	1	139
5	The developments in the college in recent years are impressive.	125	9	5	0	0	139
6	Maharaja's College is involving alumni in its activities.	117	8	6	5	3	139
7	The alumni have a role to play in academically strengthening the college further	132	3	4	0	0	139

The weighted average score (5 point scale ranging 0-4) of each criteria is as follows:

No	Criteria	Score
1	You are proud to be an alumna of Maharaja's College	3.99
2	The programme increased my interest in the subject matter	3.91
3	The curriculum has been helpful to your present status / employment / higher education	3.99
4	The syllabus included both theory and application aspects	3.78
5	The developments in the college in recent years are impressive.	3.86
6	Maharaja's College is involving alumni in its activities.	3.66
7	The alumni have a role to play in academically strengthening the college further	3.92

Alumni Feedback 2017-18 (5 point scale ranging 0-4)



Action Taken Report 2018-19

Based on the recommendations and instruction of the College Council for the previous year, IQAC increased the number of feedback criteria for different stakeholders during 2018-19 so that a more comprehensive feedback could be received. The numbers of feedback has also increased considerably.

The feedback from all the stakeholders was analysed and discussed in IQAC in February 2019. IQAC decided to bring the matter before the College Council of the College along with the findings and recommendations.

The College Council deliberated on the matter and pointed out that there is a need for taking steps to further increase the number of participants in the feedback. The Council suggested that the procedure should be made online so that the stakeholders can submit it more easily and flexibly. The Council further decided to incorporate the insights from the feedback while revising the UG syllabus this year.